

PROOF PRESENTED BY:



PREPARED FOR:



Planning & Consultation

Design & Fabrication

Installation & Removal

Maintenance & Repair

OFFICE:



746 N. Harrisville Rd.

Ogden, UT 84401

801-823-3100

www.DavisSignsUtah.com

License - Bonded - Insured

OUT TEAM:



SALES:

Bill Thompson

801-628-3479

Bill@davissignsutah.com

DESIGN:

design@davis-signs.com

LOCATION:



2397 N. 1500 West

Ogden, UT 84404

CONTACT:



Brian Foremaster

O: 801-737-0265 C:801-791-9923

bforemaster@foremastertool.com

NOTES:



Customer is responsible for providing a dedicated electrical circuit within 6 feet of each sign location and any desired electrical timing devices.

DRAWING NUMBER

230050-07

© Copyright 2021, Davis Signs & Graphics, All Rights Reserved.

FILE PATH:



P:\Foremaster Tool\LAYOUTS\PROOFS



■ CLIENT

Foremaster Tool

■ LOCATION

2397 N. 1500 West
Ogden, UT 84404

■ REVISIONS

- | | | | |
|----|----------|----|-----------|
| 01 | 01.23.23 | 07 | 03.21.23p |
| 02 | 01.27.23 | 08 | |
| 03 | 02.10.23 | 09 | |
| 04 | 02.16.23 | 10 | |
| 05 | 03.07.23 | 11 | |
| 06 | 03.09.23 | 12 | |

■ APPROVAL

SIGN HERE

CUSTOMER APPROVAL

SIGN HERE

LANDLORD APPROVAL

■ RECITALS



© Copyright 2021 | All Rights Reserved
Davis Signs Utah | 801-823-3100
746 N. Harrisville Rd., Ogden, UT 84404

The designs presented herein are the original work of Davis Signs & Graphics. Great time and resources have gone into design and preparation of these designs. Sharing these designs and documentation with persons outside of your organization without written consent from Davis Signs & Graphics is prohibited and will be considered to be copyright infringement. These designs are for the sole purpose of illustrating a proposal for work by Davis Signs & Graphics.

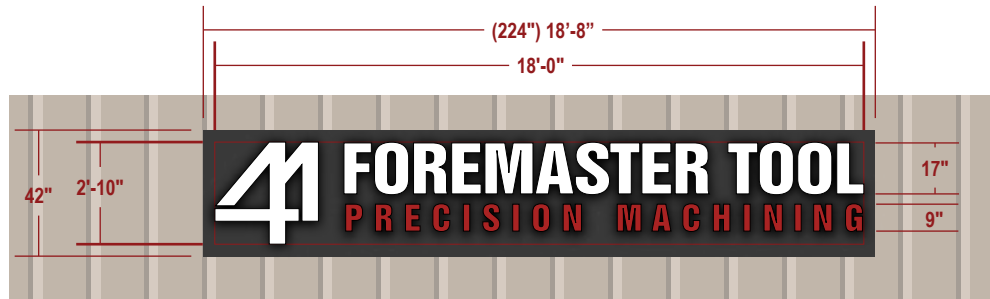
Licensed, Bonded and Insured



DRAWING NUMBER

230050-07 | 02 OF 05

OPTION #2



PROPOSED SIGNAGE

FRONTAGE: 70 lin ft
SIGN HEIGHT: 14"-0"
SQUARE FOOTAGE: 37.25 sf

A | ILLUMINATED PAN-CHANNEL DISPLAY | Scale: 3/16" = 1'-0"

NOTE:
 Fabricate and install ONE (1) Set of Illuminated PC logo/letters as illustrated.

FACE: 1/8" acrylic
RETURN: 3" Deep - .050 Aluminum
TRIM CAP: 3/4" Black (ltrs); 1" Black (logo)
ILLUMINATION: White LEDs
BACKER PANEL: 3mm ACM **see paint color
MOUNTING: Mechanical Fasteners
INSTALL: 1" standoff on corrugated metal siding wall

☺ | FACE

□ | 1/8" White

▬ | TRIM CAP COLORS | PERIM: 182'

■ Black

🚗 | RETURN COLORS | PERIM: 182'

■ Black

🌀 | VINYL COLORS

■ 8500-031 RED

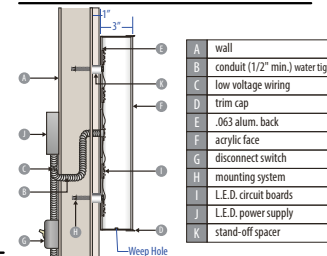
🏠 | PAINT COLORS

■ Machining Grey (PMS432c)

☀️ | ILLUMINATION

□ Hanley White LEDs

⚙️ | CROSS SECTION DETAILS



-PROPOSED EAST ELEVATION-

CLIENT

Foremaster Tool

LOCATION

**2397 N. 1500 West
 Ogden, UT 84404**

REVISIONS

01	01.23.23	07	03.21.23p
02	01.27.23	08	
03	02.10.23	09	
04	02.16.23	10	
05	03.07.23	11	
06	03.09.23	12	

APPROVAL

SIGN HERE

CUSTOMER APPROVAL

SIGN HERE

LANDLORD APPROVAL

RECITALS



© Copyright 2021 | All Rights Reserved
 Davis Signs Utah | 801-823-3100
 746 N. Harrisville Rd., Ogden, UT 84404

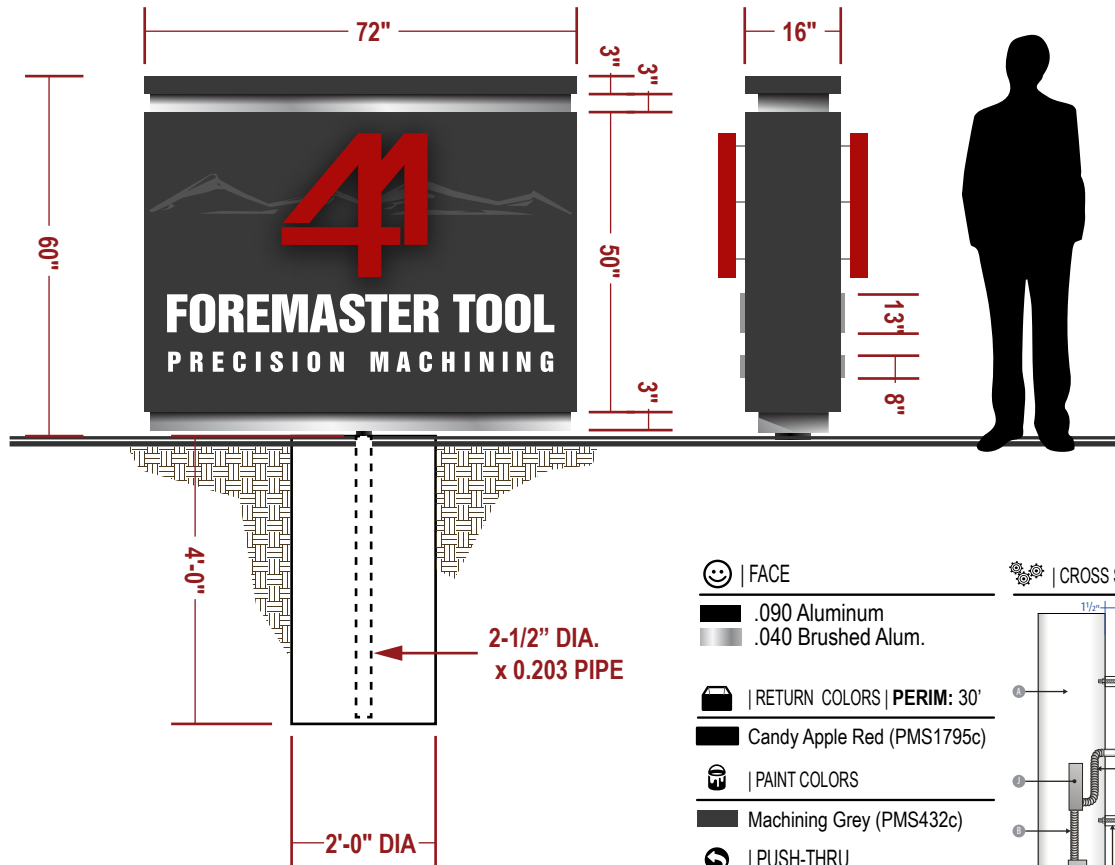
The designs presented herein are the original work of Davis Signs & Graphics. Great time and resources have gone into design and preparation of these designs. Sharing these designs and documentation with persons outside of your organization without written consent from Davis Signs & Graphics is prohibited and will be considered to be copyright infringement. These designs are for the sole purpose of illustrating a proposal for work by Davis Signs & Graphics.

Licensed, Bonded and Insured



DRAWING NUMBER

230050-07 | 03 OF 05



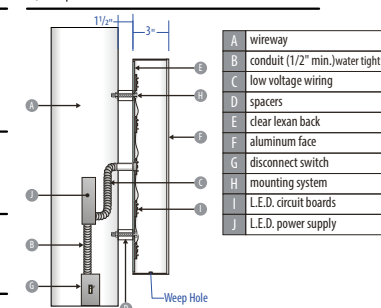
B | MONUMENT W/ RPC & RPT DISPLAY | Scale: 3/8" = 1'-0"

NOTE:
Fabricate and install ONE (1) double-face monument display w/set of illuminated reverse pan-channel logo & internal illuminated letters on routed face and push-thru acrylic, as illustrated.

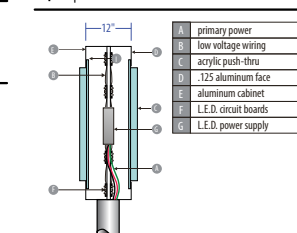
FACE: Routed Face ***See paint color
REVEALS: Brushed silver wrisco w/horizontal grain.
PUSH-THRU: clear acrylic w/white diffuser film.
LTR RETURNS: 3" Deep- .063 Aluminum
ILLUMINATION: ltrs- White; reveals & logo- Red
INSTALL: single pole mount

- 😊 | FACE
 - .090 Aluminum
 - .040 Brushed Alum.
- 👜 | RETURN COLORS | PERIM: 30'
 - Candy Apple Red (PMS1795c)
- 🛡️ | PAINT COLORS
 - Machining Grey (PMS432c)
- 🌀 | PUSH-THRU
 - 1/2" Clear Acrylic
- 🎨 | VINYL COLORS
 - 621-071 Grey
- 💡 | ILLUMINATION
 - Hanley White LEDs
 - Red LEDs

⚙️ | CROSS SECTION DETAILS



⚙️ | CROSS SECTION DETAILS



■ CLIENT

Foremaster Tool

■ LOCATION

2397 N. 1500 West
Ogden, UT 84404

■ REVISIONS

01	01.23.23	07	03.21.23p
02	01.27.23	08	
03	02.10.23	09	
04	02.16.23	10	
05	03.07.23	11	
06	03.09.23	12	

■ APPROVAL

SIGN HERE

CUSTOMER APPROVAL

SIGN HERE

LANDLORD APPROVAL

■ RECITALS



© Copyright 2021 | All Rights Reserved
 Davis Signs Utah | 801-823-3100
 746 N. Harrisville Rd., Ogden, UT 84404

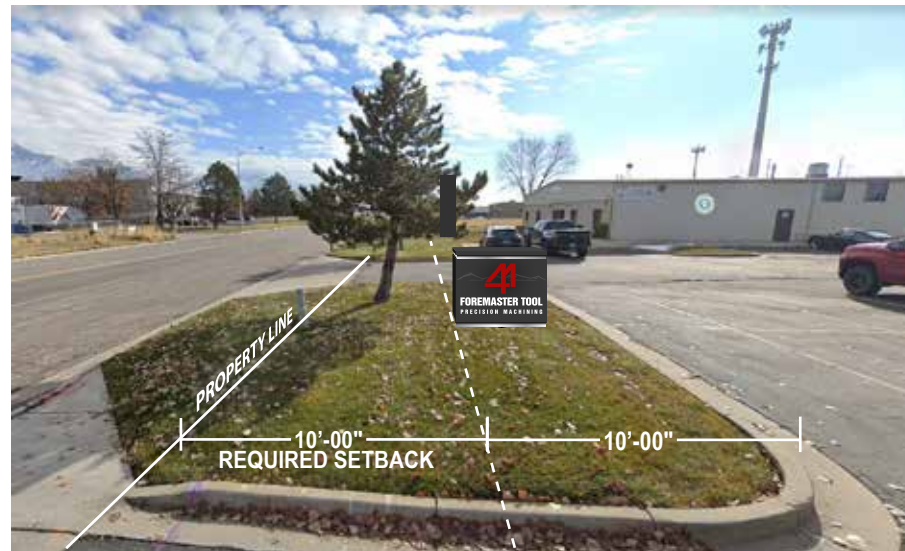
The designs presented herein are the original work of Davis Signs & Graphics. Great time and resources have gone into design and preparation of these designs. Sharing these designs and documentation with persons outside of your organization without written consent from Davis Signs & Graphics is prohibited and will be considered to be copyright infringement. These designs are for the sole purpose of illustrating a proposal for work by Davis Signs & Graphics.

Licensed, Bonded and Insured



DRAWING NUMBER

230050-07 | 04 OF 05



■ CLIENT

Foremaster Tool

■ LOCATION

2397 N. 1500 West
Ogden, UT 84404

■ REVISIONS

- | | | | |
|----|----------|----|-----------|
| 01 | 01.23.23 | 07 | 03.21.23p |
| 02 | 01.27.23 | 08 | |
| 03 | 02.10.23 | 09 | |
| 04 | 02.16.23 | 10 | |
| 05 | 03.07.23 | 11 | |
| 06 | 03.09.23 | 12 | |

■ APPROVAL

SIGN HERE

CUSTOMER APPROVAL

SIGN HERE

LANDLORD APPROVAL

■ RECITALS



© Copyright 2021 | All Rights Reserved
Davis Signs Utah | 801-823-3100
746 N. Harrisville Rd., Ogden, UT 84404

The designs presented herein are the original work of Davis Signs & Graphics. Great time and resources have gone into design and preparation of these designs. Sharing these designs and documentation with persons outside of your organization without written consent from Davis Signs & Graphics is prohibited and will be considered to be copyright infringement. These designs are for the sole purpose of illustrating a proposal for work by Davis Signs & Graphics.

Licensed, Bonded and Insured



DRAWING NUMBER

230050-07 | 05 OF 05

**SIGN DESIGN
ENGINEERING
STANDARDS;
FOR THE STATE
OF UTAH**

PROJECT NUMBER:
19359

DATE: 11-6-2018

SCALE: NO SCALE

DRAWN BY: MFS

DESIGNED BY: MFS

REVISIONS:
NO. DATE

1

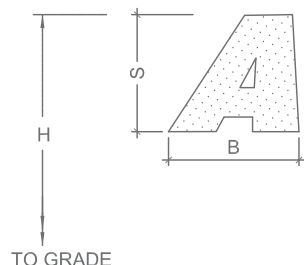

2

3

4

5

THIS ELECTRONIC
SIGNATURE HAS BEEN
AUTHORIZED BY ME



ELEVATION- CHANNEL LETTER

CHANNEL LETTERS									
LETTER SIZE	APPROX. SQ. FT. AREA	LAG SCREWS INTO WOOD STUDS		HILTI HIT HY 200 + HAS INTO CONCRETE		HILTI KWIK BOLT TZ INTO CONCRETE		HILTI KB3 INTO FULLY GROUTED CMU	
		NUMBER OF BOLTS & DIAMETER	EMBEDMENT	NUMBER OF BOLTS & DIAMETER	EMBEDMENT	NUMBER OF BOLTS & DIAMETER	EMBEDMENT	NUMBER OF BOLTS & DIAMETER	EMBEDMENT
UP TO 18" HIGH	TO 2.4	3-3/8"	1 1/2"	3-3/8"	2 3/8"	3-3/8"	1 1/2"	3-3/8"	1 1/2"
20" TO 30"	6.9	3-3/8"	1 1/2"	3-3/8"	2 3/8"	3-3/8"	1 1/2"	3-3/8"	1 1/2"
32" TO 48"	16	3-3/8"	1 1/2"	3-3/8"	2 3/8"	3-3/8"	1 1/2"	3-3/8"	1 1/2"
50" TO 60"	28	5-3/8"	1 1/2"	5-3/8"	2 3/8"	5-3/8"	1 1/2"	5-3/8"	1 1/2"
62" TO 96"	64	11-3/8"	1 1/2"	11-3/8"	2 3/8"	11-3/8"	1 1/2"	11-3/8"	1 1/2"
98 TO 120"	100	15-3/8"	1 1/2"	15-3/8"	2 3/8"	15-3/8"	1 1/2"	15-3/8"	1 1/2"

NOTES:

1. TYPE OF FASTENER WILL VARY WITH EACH MOUNTING SURFACE.
2. SOME APPLICATIONS MAY REQUIRE A STRUCTURAL BACKUP SUCH AS ANGLE IRON OR PLATES.
3. MAXIMUM HEIGHT ABOVE FINISHED GRADE IS 60 FEET.
4. FASTENERS SHALL BE EQUALLY SPACED WITHIN LETTER.

GENERAL NOTES:

1. VALUES BASED ON DOUGLAS FIR WOOD OR BETTER.
2. 8" MINIMUM DISTANCE FROM EDGE OF WALL.
3. MASONRY SHALL BE REINFORCED CONCRETE MASONRY UNITS.
4. THE CMU BLOCK SHALL CONFORM TO ASTM C90 WITH STRENGTH $f_m = 1500$ PSI
5. HILTI KB3 ANCHORS MUST BE INSTALLED A MINIMUM OF 1 3/8" INCHES FROM ANY VERTICAL MORTAR JOINT
6. ANCHOR LOCATIONS ARE LIMITED TO ONE PER MASONRY CELL WITH A MINIMUM SPACING OF 8" ON CENTER
7. SHELLS SHALL BE FILLED SOLID WITH GROUT
8. CONCRETE 2500 PSI MIN.
9. ROUND OR HEX HEAD ANCHOR ACCEPTABLE

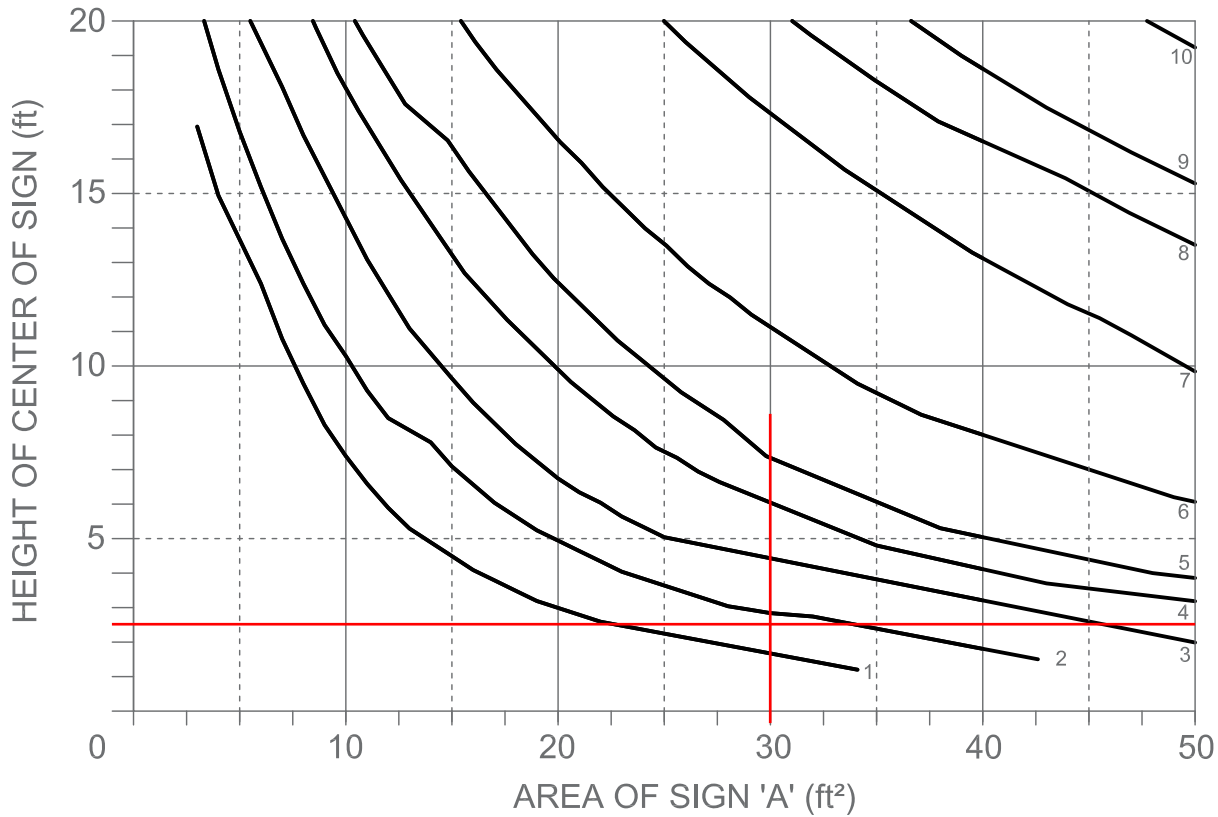
V = 115 MPH

**SHEET TITLE:
LETTER SIGN ATTACHMENTS**

**SHEET:
S18**



THIS ELECTRONIC
SIGNATURE HAS BEEN
AUTHORIZED BY ME



PILE SIZE (DIAMETER AND DEPTH IN FT)					
#	DIA.	DEPTH	#	DIA.	DEPTH
1	1.50	4.0	6	2.00	6.0
2	2.00	4.0	7	2.00	7.0
3	1.50	5.0	8	2.50	7.0
4	2.00	5.0	9	2.00	8.0
5	1.50	6.0	10	2.50	8.0

NOTES

1. PLOT POINT AND CHOOSE THE CURVE ABOVE THE POINT

V = 115 MPH
SMALL SINGLE POLE - FOUNDATION

SHEET TITLE:

SHEET:
S3

SIGN DESIGN
ENGINEERING
STANDARDS;
FOR THE STATE
OF UTAH

PROJECT NUMBER:
19359

DATE: 11-6-2018

SCALE: NO SCALE

DRAWN BY: MFS

DESIGNED BY: MFS

REVISIONS:
NO. DATE

①

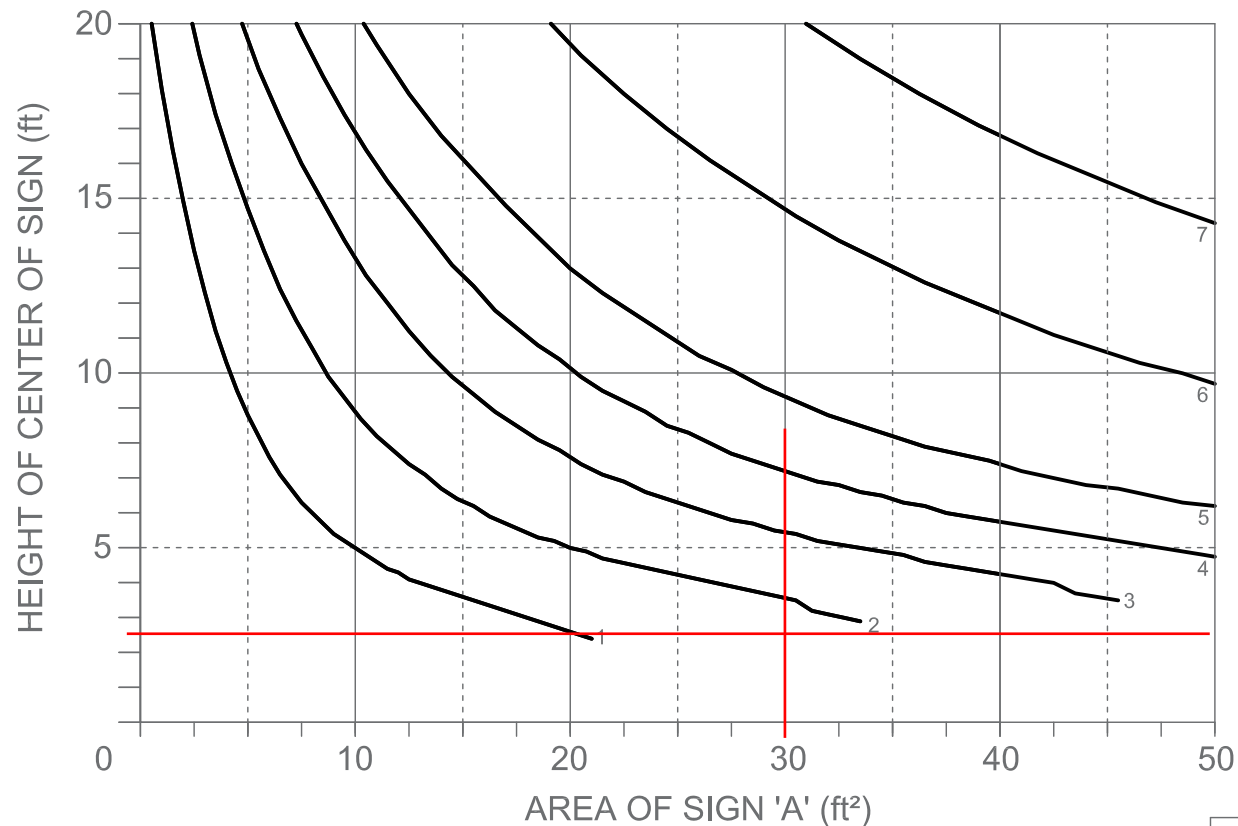

②

③

④

⑤

THIS ELECTRONIC
SIGNATURE HAS BEEN
AUTHORIZED BY ME



PIPE - UNITS; INCHES					
#	DIA	t	#	DIA	t
1	2	0.154	5	4.0	0.237
2	2.5	0.203	6	5.0	0.258
3	3.0	0.216	7	6.0	0.280
4	3.5	0.226			

NOTES

1. PLOT POINT AND CHOOSE THE CURVE ABOVE THE POINT

V = 115 MPH

SHEET TITLE: SHEET:
SMALL SINGLE POLE - PIPE S5