

# Summary of Comments on 2013-08-28 - Plat.pdf

---


Page: 1

---

 Author: mtuttle Subject: Callout Date: 9/11/2013 2:23:47 PM


Is there some road slope that should have an easement along here?

---

 Author: mtuttle Subject: Callout Date: 9/11/2013 2:20:06 PM

Is it possible to show the dimensions so we can locate the easements without having to redraw the recorded written easement?

---

 Author: mtuttle Subject: Callout Date: 9/11/2013 2:20:30 PM


Where does the PUE change to just a 20' sewer easement?

---

 Author: mtuttle Subject: Text Box Date: 9/11/2013 2:44:19 PM

There should probably be a note that the lots on the downhill side of the road will accept the water off the roadway unless the design changes to have swales on both sides of the road.

---

 Author: mtuttle Subject: Callout Date: 9/11/2013 2:15:03 PM

Should there be a no access line for these lots with double frontage?

---

 Author: mtuttle Subject: Reviewed Date: 9/12/2013 4:58:51 PM

---