




Ex 6 Venue:	Facility Type	Location:	Liberty Park		Venue Contact:	Ragnar Race Command - TEXT ONLY 661-RAGNAR-1 (661-724-6271)	Night Time Hours	8:00 PM to 6:30 AM
Max Parking Space	600	Volunteer Shift Time			Key: Cones & Tape Van's Path Runner's Path Chute Toilets Volunteer Parking Medic Tent			
Peak Parking Needs		Shift		Start		End		
Peak Time		Shift 1						
Exchange Opens:	TBD	Shift 2						
Exchange Closes:	TBD							
Toilet Vendor	Honey Bucket	Incoming Runner Distance	6.9	Outgoing Runner Distance	2.7			
EXCHANGE DETAIL:								
DETAIL NOTES:								
CHUTE PLACEMENT	Placed on the runner side of the road. Only the next runner crosses to the chute. Any remaining team members must wait behind cones and tape on the park side.							
PARKING INSTRUCTIONS	All parking in the field- abosolutely no parking on the road.							
TRAFFIC CONCERNS								
VAN/RUNNER FLOW	Only the next active runner crosses to the chute. Make sure there is no vehicle traffic when runners cross. Vans must turn right on Nordic Valley Way. Place volunteer to flag vans this direction.							
PORT-A-POTTIE PLACEMENT	Place as directed on layout							
PRIVATE PROPERTY CONCERNS								
OTHER DETAIL NOTES								
VOLUNTEER DUTIES:								
A	Traffic: Direct and manage traffic in the parking lot and at entrances and exits. When slow, manage toilets and pick up trash. DO NOT STOP TRAFFIC ON PUBLIC ROADS AS it is illegal and unsafe.							3
B	Exchange Chute: Monitor chute and make sure baton exchange happens between double orange tape. Mark off timing of each team, announce approaching runners race numbers. When slow, manage toilets and trash.							1
C	Radio: Call in runners on the radio to Volunteer B.							1
								5

Ex 7 Venue:	Facility Type	Location:	Snowcrest Jr High School			Venue Contact:	Ragnar Race Command - TEXT ONLY 661-RAGNAR-1 (661-724-6271)		Night Time Hours 8:00 PM to 6:30 AM
Max Parking Space		Volunteer Shift Time				Key:  Cones & Tape  Van's Path  Runner's Path  Chute	 Toilets  Volunteer  Parking		
Peak Parking Needs		Shift		Start	End				
Peak Time		Shift 1							
Exchange Opens:	TBD	Shift 2							
Exchange Closes:	TBD								
Toilet Vendor	Honey Bucket	Incoming Runner Distance		2.7	Outgoing Runner Distance		2.4		
EXCHANGE DETAIL:									
									
DETAIL NOTES:									
CHUTE PLACEMENT	Place chute on the grass away from the road and parking lot so runners stay on grass.								
PARKING INSTRUCTIONS	Use school parking lot								
TRAFFIC CONCERNS	Runners cross road by the track - help them cross safely. Runners must yield to traffic and only cross when the road is clear.								
VAN/RUNNER FLOW									
PORT-A-POTTIE PLACEMENT	Place in the northwest corner of the parking lot with the doors facing the grass.								
PRIVATE PROPERTY CONCERNS									
OTHER DETAIL NOTES									
VOLUNTEER DUTIES:									
(A)	Traffic: Direct and manage traffic in the parking lot and at entrances and exits. When slow, manage toilets and pick up trash. DO NOT STOP TRAFFIC ON PUBLIC ROADS AS it is illegal and unsafe.								3
(B)	Exchange Chute: Monitor chute and make sure baton exchange happens between double orange tape. Mark off timing of each team, announce approaching runners race numbers. When slow, manage toilets and trash.								1
(C)	Radio: Call in runners on the radio to Volunteer B.								1
									5

Ex 8 Venue:	Facility Type	Location:	Valley Elementary School				Venue Contact:	Ragnar Race Command - TEXT ONLY 661-RAGNAR-1 (661-724-6271)			Night Time Hours 8:00 PM to 6:30 AM
Max Parking Space		Volunteer Shift Time				Key:	<div><div><div>---</div><div>←</div><div>↶</div><div>↷</div></div><div><div>Cones & Tape</div><div>Van's Path</div><div>Runner's Path</div><div>Chute</div></div><div><div></div><div></div><div></div></div><div><div>Toilets</div><div>Volunteer</div><div>Parking</div></div></div>				
Peak Parking Needs		Shift		Start	End						
Peak Time		Shift 1									
Exchange Opens:	TBD	Shift 2									
Exchange Closes:	TBD										
Toilet Vendor	Honey Bucket				Incoming Runner Distance		2.4	Outgoing Runner Distance		6.4	
EXCHANGE DETAIL:											



DETAIL NOTES:		
CHUTE PLACEMENT	Place chute along school sidewalk along the coned off section of the parking lot as depicted	
PARKING INSTRUCTIONS	Use school parking lot. Vans should stay in lined parking stalls	
TRAFFIC CONCERNS		
VAN/RUNNER FLOW		
PORT-A-POTTIE PLACEMENT	Place in northeast corner of parking lot. Doors facing towards the school.	
PRIVATE PROPERTY CONCERNS		
OTHER DETAIL NOTES		
VOLUNTEER DUTIES:		
A	Traffic: Direct and manage traffic in the parking lot and at entrances and exits. When slow, manage toilets and pick up trash. DO NOT STOP TRAFFIC ON PUBLIC ROADS AS it is illegal and unsafe.	3
B	Exchange Chute: Monitor chute and make sure baton exchange happens between double orange tape. Mark off timing of each team, announce approaching runners race numbers. When slow, manage toilets and trash.	1
C	Radio: Call in runners on the radio to Volunteer B.	1
		5

Ex 9 Venue:	Facility Type	Location:	Huntsville Park				Venue Contact:	Ragnar Race Command - TEXT ONLY 661-RAGNAR-1 (661-724-6271)		Night Time Hours 8:00 PM to 6:30 AM
Max Parking Space		Volunteer Shift Time				Key: ← Van's Path ↖ Runner's Path Chute		Toilets	Volunteer Parking	
Peak Parking Needs		Shift		Start	End					
Peak Time		Shift 1								
Exchange Opens:	TBD	Shift 2								
Exchange Closes:	TBD									
Toilet Vendor	Honey Bucket				Incoming Runner Distance	6.4	Outgoing Runner Distance	2.7		
EXCHANGE DETAIL:										
DETAIL NOTES:										
CHUTE PLACEMENT	Place chute on grass away from 7400 E and 300 S to keep crowds off road									
PARKING INSTRUCTIONS	Most parking should stay on 7400 E. Use orange flags to waive vehicles to park here first.									
TRAFFIC CONCERNS										
VAN/RUNNER FLOW										
PORT-A-POTTIE PLACEMENT	Toilets placed in street parking on southwest corner of the park. Doors facing towards the field									
PRIVATE PROPERTY CONCERNS										
OTHER DETAIL NOTES										
VOLUNTEER DUTIES:										
A	Traffic: Direct and manage traffic in the parking lot and at entrances and exits. When slow, manage toilets and pick up trash. DO NOT STOP TRAFFIC ON PUBLIC ROADS AS it is illegal and unsafe.									3
B	Exchange Chute: Monitor chute and make sure baton exchange happens between double orange tape. Mark off timing of each team, announce approaching runners race numbers. When slow, manage toilets and trash.									1
C	Radio: Call in runners on the radio to Volunteer B.									1
										5




Ex 10 Venue:	Facility Type	Location:	Waypoint Academy			Venue Contact:	Ragnar Race Command - TEXT ONLY 661-RAGNAR-1 (661-724-6271)		Night Time Hours 8:00 PM to 6:30 AM
Max Parking Space		Volunteer Shift Time			Key: - - - Cones & Tape ← Van's Path ↖ Runner's Path ⋮ Chute 🚻 Toilets Ⓐ Volunteer 🟡 Parking - - - Ped Fencing				
Peak Parking Needs		Shift		Start		End			
Peak Time		Shift 1							
Exchange Opens:	TBD	Shift 2							
Exchange Closes:	TBD								
Toilet Vendor	Honey Bucket				Incoming Runner Distance	2.7	Outgoing Runner Distance	4.6	
EXCHANGE DETAIL:									

Exchange Opens:	TBD	Shift 1				Incoming Runner Distance	2.7	Outgoing Runner Distance	4.6
Exchange Closes:	TBD	Shift 2				EXCHANGE DETAIL:			



DETAIL NOTES:	
CHUTE PLACEMENT	Place chute on white line on road. This will give extra space for teams to spectate. Use extra cones to keep all teams behind the chute and runner path.
PARKING INSTRUCTIONS	Parking is one way traffic. Ensure vans enter and drive counterclockwise to find stalled or parallel parking.
TRAFFIC CONCERNS	This is a high speed road. Regular traffic should not be impeded at all by race activities. Place ped fencing on white line of road to keep runners and crowds off the road.
VAN/RUNNER FLOW	Runners should be held to allow vans in and out of parking lot. It's important we do not back traffic up on the main road.
PORT-A-POTTIE PLACEMENT	Toilets placed on the shoulder, with doors facing the school. (Ped fencing placed between toilets and road)
PRIVATE PROPERTY CONCERNS	This is a boarding school. Runners are not allowed in, behind, or around the school. Please keep runners out of restricted areas at all costs.
OTHER DETAIL NOTES	

VOLUNTEER DUTIES:		
(A)	Traffic: Direct and manage traffic in the parking lot and at entrances and exits. When slow, manage toilets and pick up trash. DO NOT STOP TRAFFIC ON PUBLIC ROADS AS it is illegal and unsafe.	3
(B)	Exchange Chute: Monitor chute and make sure baton exchange happens between double orange tape. Mark off timing of each team, announce approaching runners race numbers. When slow, manage toilets and trash.	1
(C)	Radio: Call in runners on the radio to Volunteer B.	1
		5

Ex 11 Venue:	Facility Type	Location:	Farm Field				Venue Contact:	Ragnar Race Command - TEXT ONLY 661-RAGNAR-1 (661-724-6271)		Night Time Hours 8:00 PM to 6:30 AM
Max Parking Space		Volunteer Shift Time				Key: - - - - - Cones & Tape ← Van's Path ↗ Runner's Path ⋮ Chute ☀ Light Tower - - - - - Coning Placed by Traffic Control Company		Toilets		
Peak Parking Needs		Shift		Start	End			Volunteer		
Peak Time		Shift 1						Parking		
Exchange Opens:	TBD	Shift 2								
Exchange Closes:	TBD									
Toilet Vendor	Honey Bucket				Incoming Runner Distance		4.6	Outgoing Runner Distance		7.3

EXCHANGE DETAIL:



DETAIL NOTES:

CHUTE PLACEMENT	Place chute on the shoulder as far off the road as possible
PARKING INSTRUCTIONS	No street parking- all vans should park in the field. Volunteers can park their cars to get the first parking row started. Have the team vehicles follow suit to fill in the remaining rows.
TRAFFIC CONCERNS	Old Snowbasin Road is closed to Ragnar van traffic. Vans must proceed to Snowbasin via Trappers Loop.
VAN/RUNNER FLOW	Runners approach exchange on the south side of SR-39. The runners need to continue along the east side of Old Snowbasin Road. Place chute on east side of the road. Teams should be corralled on the west side of the road behind the cones and tape. Only the next runner should cross to the chute.
PORT-A-POTTIE PLACEMENT	Place in northeast corner of the lot as depicted. Doors facing each other.
PRIVATE PROPERTY CONCERNS	
OTHER DETAIL NOTES	

VOLUNTEER DUTIES:

(A)	Traffic: Direct and manage traffic in the parking lot and at entrances and exits. When slow, manage toilets and pick up trash. DO NOT STOP TRAFFIC ON PUBLIC ROADS AS it is illegal and unsafe.	3
(B)	Exchange Chute: Monitor chute and make sure baton exchange happens between double orange tape. Mark off timing of each team, announce approaching runners race numbers. When slow, manage toilets and trash.	1
(C)	Radio: Call in runners on the radio to Volunteer B.	1
		5