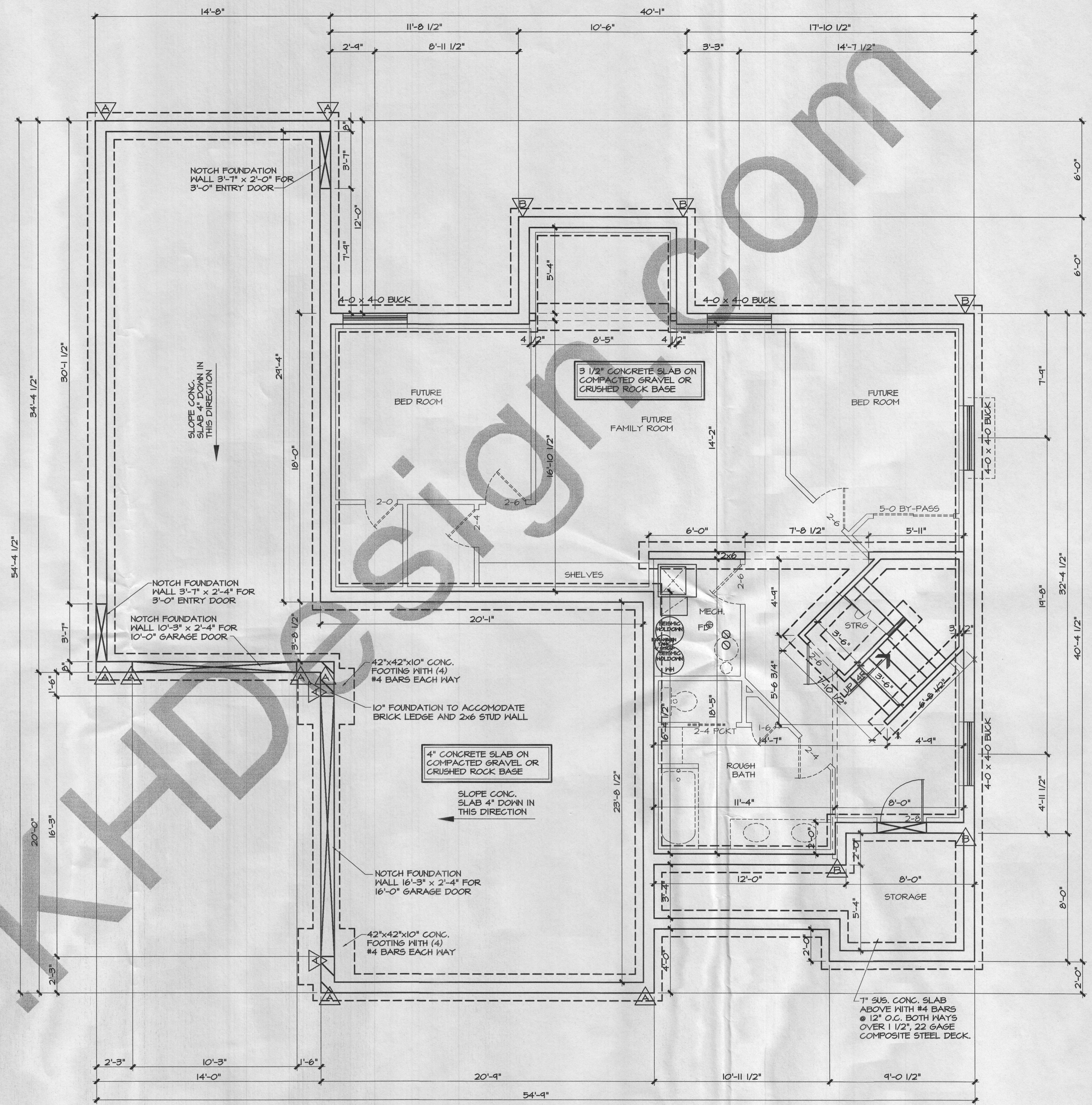
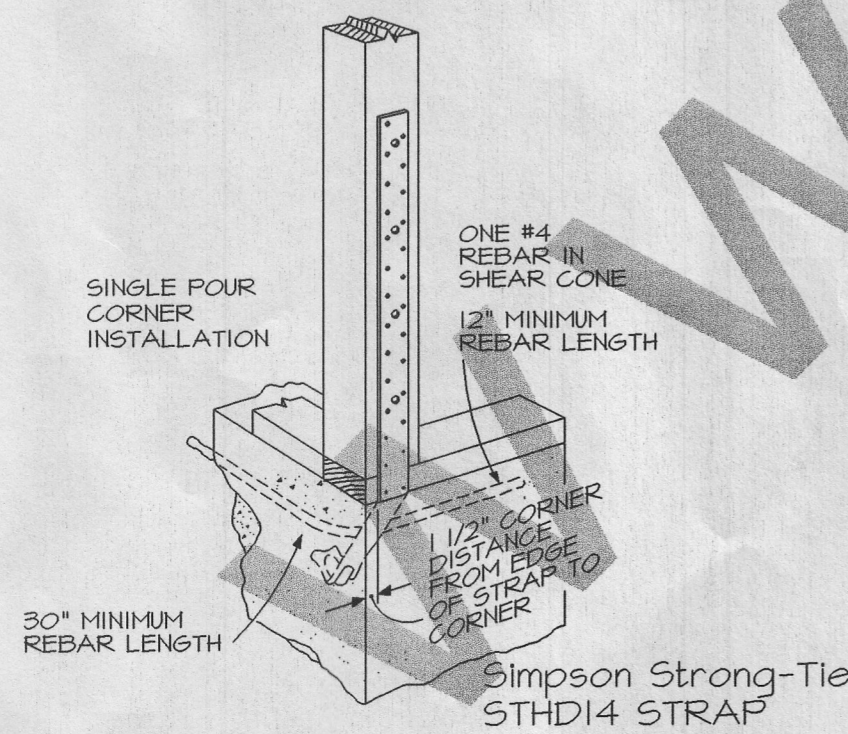
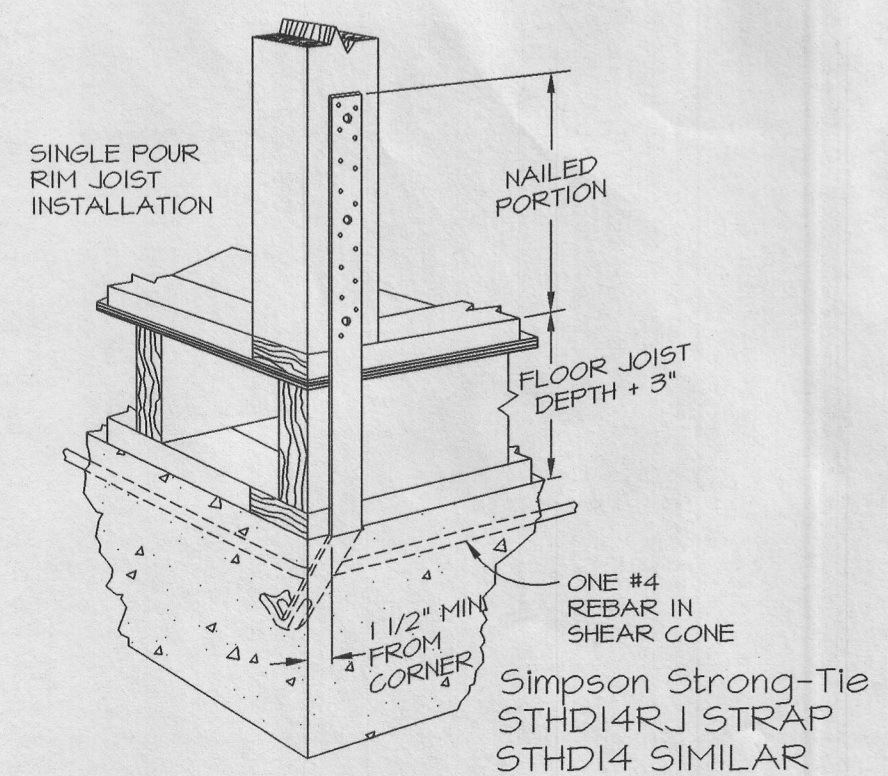
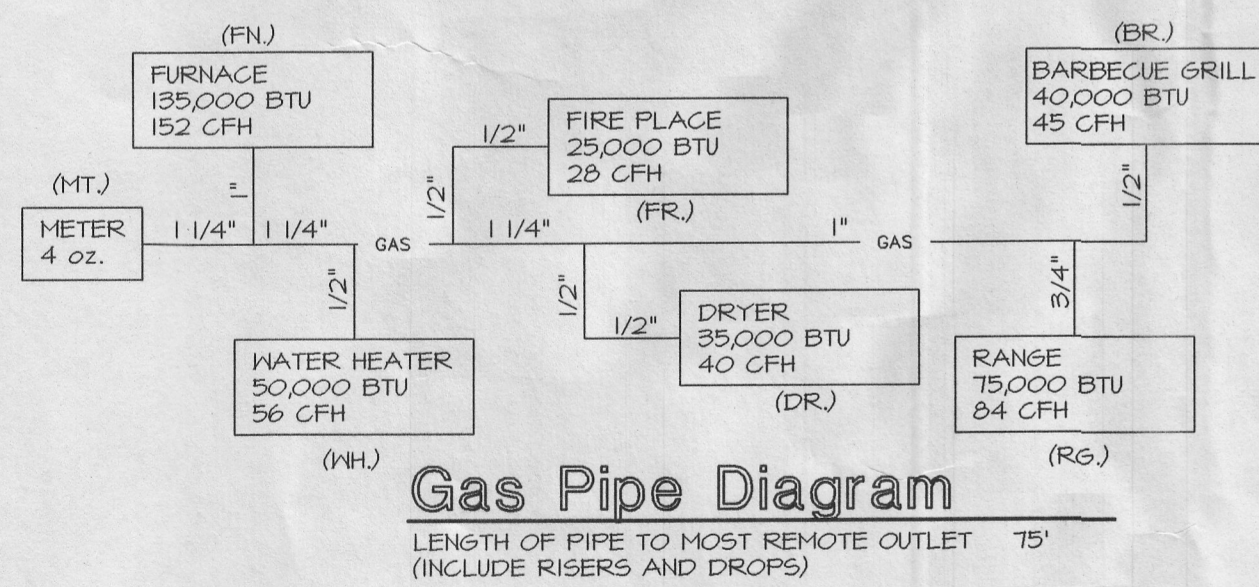


THE WORK ON THESE SHEETS WAS COMPLETED BY KH DESIGN AND IS © COPYRIGHTED BY KH DESIGN. KH DESIGN GRANTS THE RIGHTS OF THIS WORK AND SHEETS TO BE USED BY THE CLIENT FOR WHOM KH DESIGN COMPLETED THIS WORK TO BUILD THEIR ONE HOME. SINCE COPYRIGHTS ARE DIFFICULT TO ENFORCE, COPYRIGHTS ARE IN PLACE FOR MORAL AND ETHICAL ISSUES. YOUR OWN MORALS AND HOW YOU FEEL ABOUT YOUR OWN WORK WILL DETERMINE HOW YOU INTERPRET THE COPYRIGHT—BE IT LEGAL AND ETHICAL OR NOT!

HOLDDOWN & STRAP SCHEDULE	
MARK	DESCRIPTION
△	NO HOLDDOWN OR STRAP REQUIRED
▲	SIMPSON STHD14 HOLDDOWN
△	SIMPSON STHD14RJ HOLDDOWN
△	SIMPSON MST3T STRAP

1. ANCHOR ALL HOLDDOWNS THROUGH A MINIMUM OF (2) 2 x STUDS.
 2. THE FOUNDATION CONTRACTOR SHALL PLACE ALL HOLDDOWN STRAPS TO LINE UP WITH A CORNER, WINDOW OR DOOR JAMB STUD IN THE FRAMED WALL DIRECTLY ABOVE.

7'-10" HIGH x 8" CONC. FOUND. WITH VERT # 4 BARS (GRADE 60) @ 24" O.C.
 (6) HORIZ # 4 BARS (GRADE 60)
 1/2" x 10" J-BOLTS 32" O.C. WITH STEEL WASHERS PER SHEAR WALL SCHEDULE
 24" x 10" CONC. FOOTING BELOW CONC. FOUND. WALLS
 20" x 10" CONC. FOOTING BELOW INTERIOR BEARING WALLS
 2 # 4 BARS CONT IN FTGS



Do Not Duplicate
 Multiple Use Not Permitted
 This is in RED ink, any other color than RED indicates that this is an unauthorized copy.

