


NOTES:  
 1. ALL VILLAGE LIVE/WORK OR "MAIN STREET" LOTS MAXIMUM HEIGHTS SHALL BE 40'. ALL OTHER MAXIMUM HEIGHTS SHALL BE 35'.  
 2. BUILDING HEIGHTS SHALL BE MEASURED AS PER WEBER COUNTY CODE DEFINITION. NO MINIMUM BUILDING HEIGHT IS REQUIRED.



EXPOSED AGGREGATE CONCRETE  
 COLORED CONCRETE BANDS

NOTE: PAVEMENT WILL BE PROVIDED WITH SNOW MELT TUBING FOR SNOW REMOVAL

TYPE 1 SPECIALTY PAVEMENT



4' X 4' CAST IRON GRATE  
 NEENAH FOUNDRY - ADIRONDACK COLLECTION OR EQUAL


STREET TREE - TREE GRATE




COBBLE CONCRETE PAVERS

NOTE: PAVEMENT WILL BE PROVIDED WITH SNOW MELT TUBING FOR SNOW REMOVAL

TYPE 2 SPECIALTY PAVEMENT




SKI BRIDGE DETAIL - SKI CROSSINGS 1 & 2



COLORED CONCRETE PAVEMENT

TYPE 3 SPECIALTY PAVEMENT



SKI TUNNEL DETAIL - SKI CROSSINGS 3 & 4



COLORED CONCRETE PAVEMENT

TYPE 4 SPECIALTY PAVEMENT



**SUMMIT EDEN**  
 PHASE 1 PRUD SUBMITTAL  
 POWDER MOUNTAIN, WEBER COUNTY, UTAH



DATE:	MARCH 15, 2013
PROJECT:	000.0000.00
DRAWN BY:	EL
REVIEW BY:	EL
VERSION:	PRUD
REVISIONS:	

SHEET TITLE:  
**PROJECT DETAILS**  
 SHEET NUMBER:  
**L1.12**