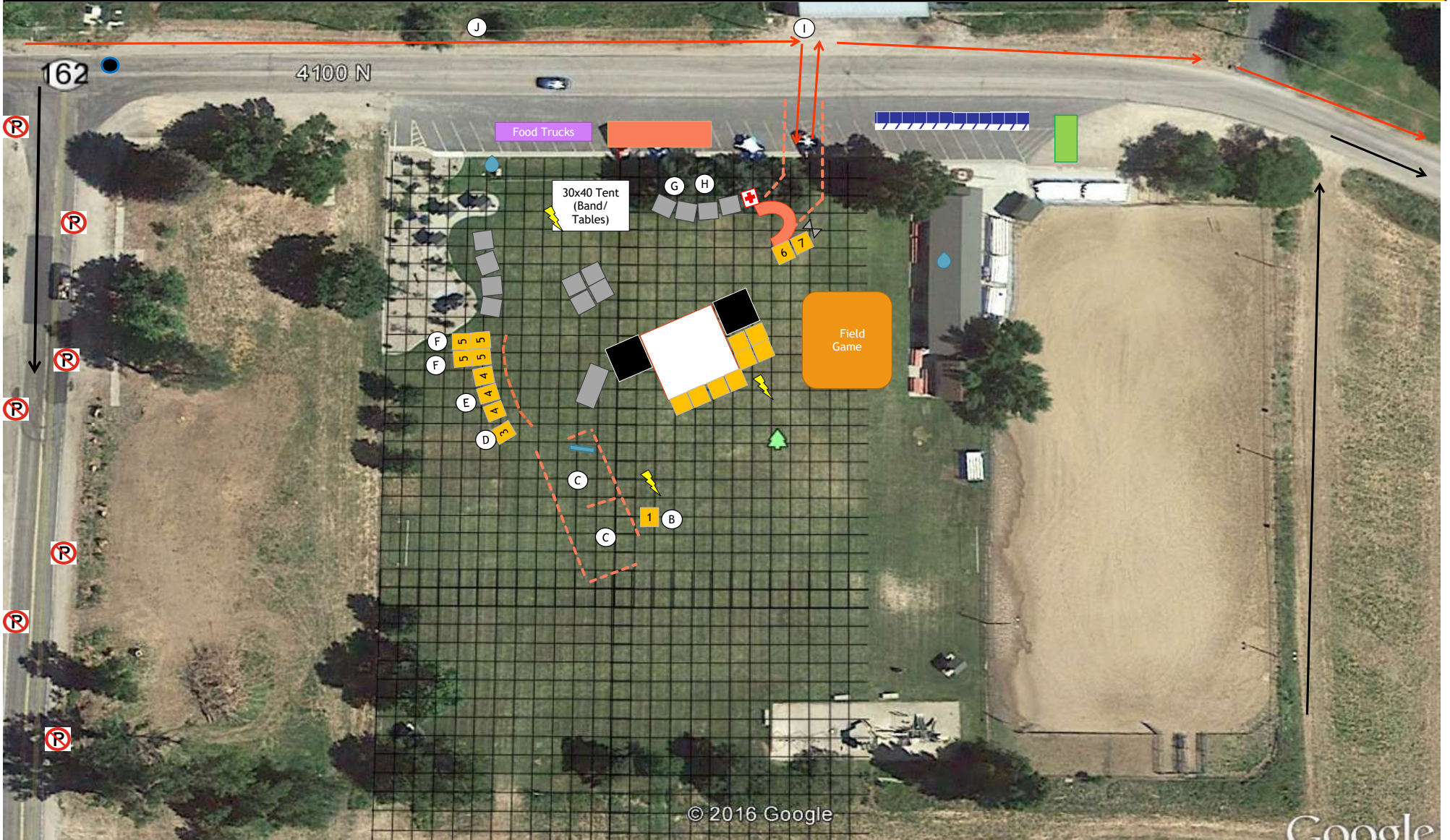


Exchange & Venue: Park		Location: Liberty Park Nordic Valley Way and 4100 N/SR-162, Liberty, UT 84310 (41.333461, -111.862467)		Contact:	Night Time Hours 7:45 PM - 6:30 AM
Max Parking Space	800	Key:	<ul style="list-style-type: none"> <li>Parking</li> <li>Cones &amp; Tape</li> <li>Van 1 Path</li> <li>Van 2 Path</li> <li>Runner's Path</li> <li>Chute</li> <li>Trash Box</li> <li>Safety Briefing Screen</li> </ul>	<ul style="list-style-type: none"> <li>Toilets</li> <li>Dumpster</li> <li>Generator</li> <li>Water Access</li> <li>PA System</li> <li>Light tower</li> <li>Volunteer</li> </ul>	<ul style="list-style-type: none"> <li>Orange Ragnar Tent</li> <li>Sponsor Tent</li> <li>Medic/Ambulance</li> <li>A-Frame Directional Signage</li> <li>Ragnar Semi</li> <li>Ped Fencing</li> <li>No Parking</li> </ul>
Peak Parking Needs	195				<ul style="list-style-type: none"> <li>Gear tent</li> <li>Arch</li> <li>Food Trucks</li> <li>No Parking Sign</li> <li>Police Officer</li> </ul>
Peak Time	1:25 PM				
Volunteer Shift Time					
Shift	Start	End			
Shift 1	8:00 AM	10:45 AM			
Shift 2	10:15 AM	3:00 PM			
Shift 3	2:30 PM	9:30 PM			







Parking is located in the fields to the South of the park.

4100 N is a soft closure. Police will be monitoring the area and allowing local traffic only thru.

Van 1: Enters and Exits from Nordic Valley Way (Black Arrow).  
Van 2: Enters from Nordic Valley Way, Leaves via 4100 N. (Blue Arrow)

Teams will enter from the field

**Overview Notes**

<b>CHUTE PLACEMENT</b>	
<b>PARKING INSTRUCTIONS</b>	Cars should follow layout exactly. Volunteers need to be aggressive in directing the correct vans to the correct lots
<b>TRAFFIC CONCERNS</b>	Under no circumstances should vans be parking in the road, or going through the soft closure
<b>VAN/RUNNER FLOW</b>	Volunteer needs to make sure the outgoing runner only crosses when it's safe.
<b>PORT-A-POTTIE PLACEMENT</b>	Place as directed on layout
<b>PRIVATE PROPERTY CONCERNS</b>	

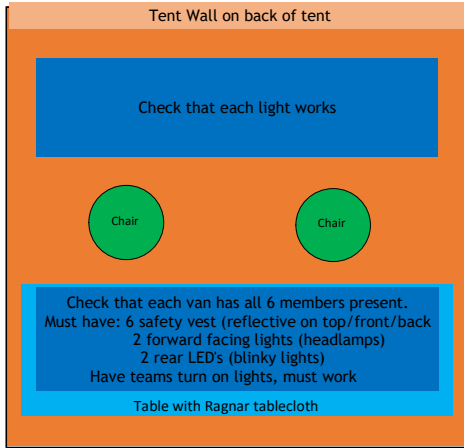
**Other Notes**

No parking on 4100 N. 4100 N is a Soft road closure. Local traffic is allowed thru. Keep runners behind ped fencing. Only the next runner is allowed to cross to the chute.  
No Driving on the Field  
At Hydration Station - only 1 cooler can be empty at a time, do not set full jugs on ground  
When Health Inspector comes, Exchange Manager should be available for assistance and please implment any changes that they ask for

Volunteer Duties		
A	Manage parking flow - needs to be super aggressive, when slow, manage toilets & clean up exchange	8
B	Manage gear check in: 6 vests, 2 lights and 2 tail lights. Have runners sign waivers if they haven't done so	2
C	Direct runners to the next safety briefing. Do not let runners in 1/2 way through safety talk. Must be present for entire video, read any supplemental info	2
D	Electronic Check In and handing out Bids	3
E	Flag Check out, and goodie bags	3
F	Assist in fetching and handing out T-Shirts	2
G	Water Tent: fill out coolers and cups, clean up	1
H	Exchange chute, assisting announcer/ When slow- fill water cooler back up	1
I	Hold runner for on coming traffic. Director runners where to go	1
J	Radio incoming runner to Anouncer	1
		24

Inventory						
	Tents	Tables & table cloths	Tent Walls	Chairs	Volunteers	Cones
TENT #1 GEAR CHECK IN	1	1	1	2	2	0
300-500 teams	1	2	1	3	3	0
		2				
TENT #2 SAFETY BRIEFING	1	1	0	1	1 or 2	9
300-500 teams	1	0	0	2	1 or 2	9
TENT #3 Electronic Checkin/ Bibs	1	1	1	2	2	2
300-500 teams	1	1	1	3	3	2
TENT #4 Flags/ Goodie Bags	3	3	3	4	4	3
300-500 teams	3	3	3	6	6	3
TENT #5 T-SHIRTS	4	5	4	4	4	0
300-500 teams	4	5 tables & min 2 table cloths	4	4	5	0
TENT #6 WATER	1	2	1	2	2	0
300-500 teams	No difference					
TENT #7 ANNOUNCER/TIMER	1	2	1	2	* IF REQUESTED BY ANNOUNCER	0
300-500 teams	No difference					

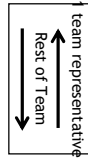
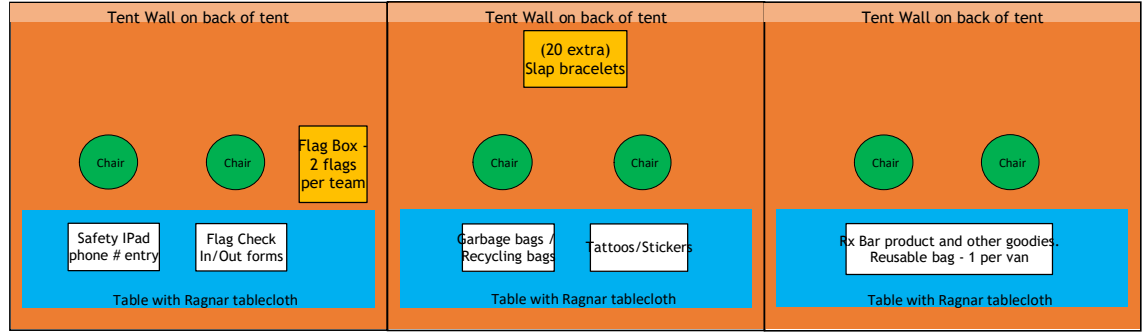
**Gear Check**



++This shows 2 lines for check in. Number of lines depends on your team count. Banners read as follows:  
 Team 1-200  
 Team 201-400  
 Team 401 - 600  
 Team 601+



**Flags / Goodie Bags**



**Electronic Check-In**

