STORM WATER POLLUTION PREVENTION PLAN (SWPPP)
ACCURITE INC. BUILDING SITE

SILT FENCE PLAN

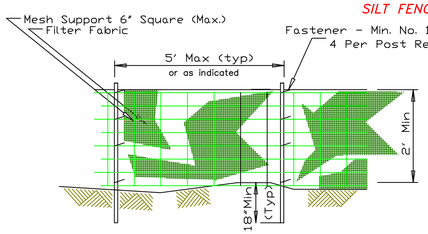

ELEVATION
NOT TO SCALE

FABRIC ANCHOR DETAIL
NOT TO SCALE

NOTES:
1. Temporary sediment fence shall be installed prior to any grading work in the area to be protected. They shall be maintained throughout the construction period and removed in conjunction with the final grading and site stabilization.
2. Wires of mesh support shall be min. gage no. 12.
3. Fence posts shall be either standard steel post or wood post with a minimum cross-sectional area of 3.0 sq. in.

NOTE:
ALL WORK IS TO BE PERFORMED AS PER HOOPER CITY PUBLIC WORKS STANDARDS, WHERE APPLICABLE.

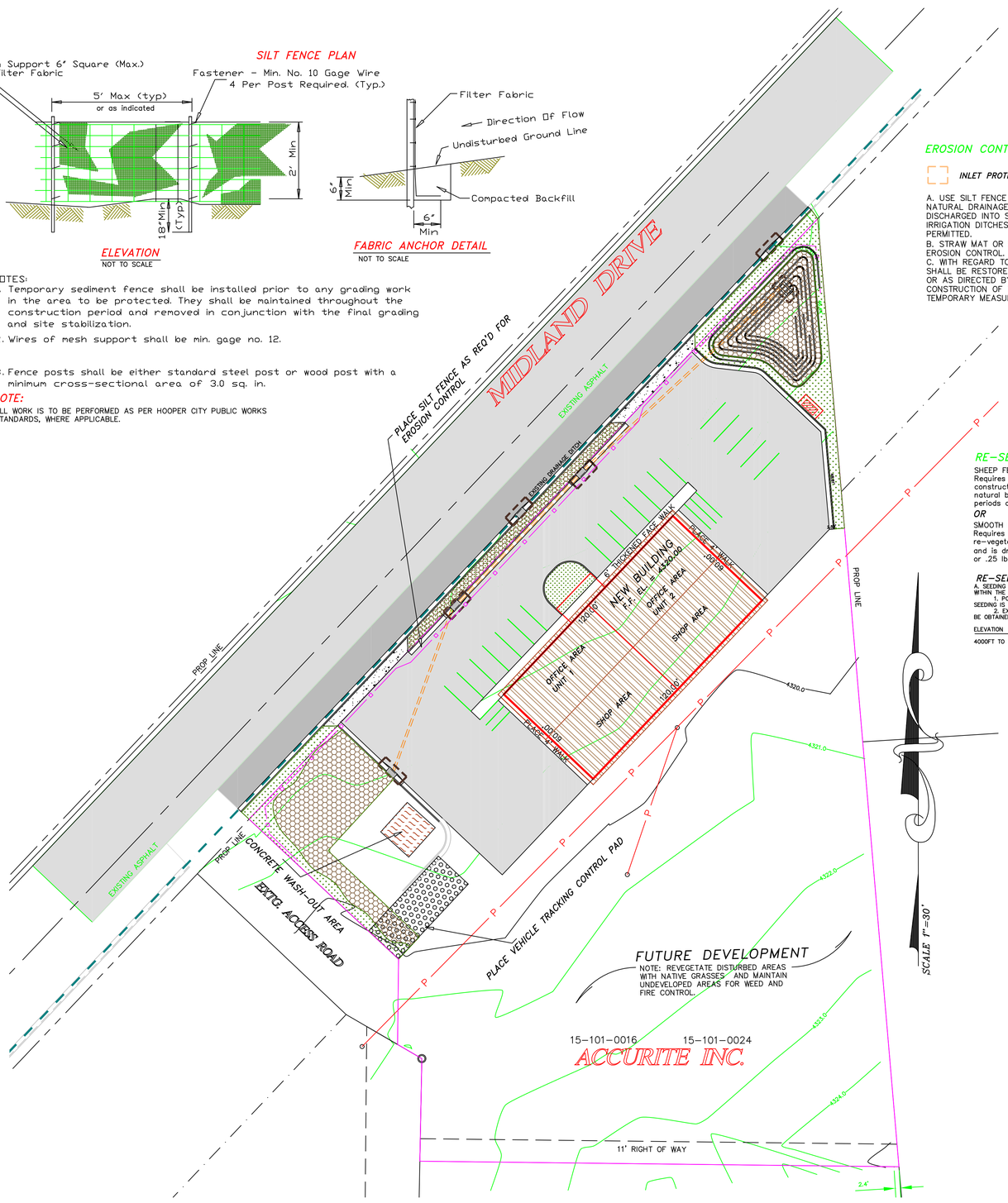

EROSION CONTROL AND RE-VEGETATION:

INLET PROTECTION

A. USE SILT FENCE ANYTIME WHERE NATURAL GROUND IS UPSLOPE FROM ANY NATURAL DRAINAGE, OR IRRIGATION CHANNEL TO PREVENT SEDIMENT FROM BEING DISCHARGED INTO STREAMS. NO SEDIMENT DISCHARGE INTO DRAINAGES OR IRRIGATION DITCHES DUE TO ROAD OR BUILDING CONSTRUCTION WILL BE PERMITTED.
B. STRAW MAT OR STRAW BAILS ARE REQUIRED ON ALL CUT/FILL SLOPES FOR EROSION CONTROL.
C. WITH REGARD TO BUSINESS CONSTRUCTION, AREAS OF DISTURBED VEGETATION SHALL BE RESTORED TO NATIVE AND LANDSCAPED CONDITIONS WITHIN 2 YEARS, OR AS DIRECTED BY THE CITY ENGINEER, FOLLOWING THE COMPLETION OF CONSTRUCTION OF THE BUILDING. BASED ON AN ENGINEERING EVALUATION, TEMPORARY MEASURES MAY BE REQUIRED PRIOR TO THE 2 YEAR LIMIT.

RE-SEEDING INFORMATION

SHEEP FESCUE, QUATRO, WESTERN WHEATGRASS, BARTON/SHORT MIX
Requires NO watering. Excellent for re-vegetation in dry areas around new construction sites and around homes to control erosion and enhance natural beauty. Will tolerate short periods of flooding and also endure long periods of drought. Coverage: 10 lbs per acre or .25 lbs per 1000 sqft.
OR
SMOOTH BROME, LINCOLN, PUBESCENT WHEATGRAS, LUNA/TALL MIX
Requires NO watering. Excellent for feed and grazing. Good for septic field re-vegetation, dry areas and erosion control. Relatively easy to establish and is drought tolerant. Average height: 6-12". Coverage: 10 lbs per acre or .25 lbs per 1000 sqft.

RE-SEEDING WINDOW

A. SEEDING WINDOW: COMPLETE ALL GENERAL ROADSIDE SEEDING WITHIN THE APPROPRIATE SEEDING WINDOW.
1. POSTPONE SEEDING UNTIL THE FOLLOWING YEAR IF THE SEEDING IS NOT COMPLETED WITHIN THE GIVEN WINDOW.
2. EXCEPTION TO THIS WINDOW UNDER CERTAIN CONDITIONS MAY BE OBTAINED THROUGH CITY ENGINEER.

ELEVATION	SEEDING WINDOW
4000FT TO 6,000FT	SEPT. 15 TO DEC 1

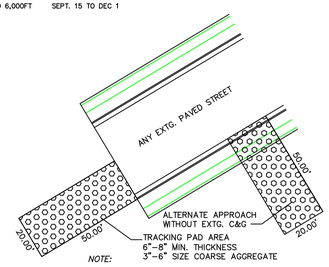

NOTE:
THE CONTRACTOR SHALL LOCATE A VEHICLE TRACKING PAD ON THE SITE AND SHALL PROVIDE ADEQUATE MEANS OF INGRESS/EGRESS.

VEHICLE TRACKING CONTROL PAD
NOT TO SCALE

LEGEND

- PROVIDE CONCRETE WASH-OUT AREA W/SIGHNAGE. SEE NOTE F-2
- AREA TO BE RE-VEGETATED W/NATIVE GRASSES
- AREA TO BE RE-VEGETATED AS LAWN AREAS OR W/SOD
- VEHICLE TRACKING CONTROL PAD
- AREA TO BE LANDSCAPED WITH BARK OR ROCK GROUND COVER

GENERAL NOTES AND PROCEDURE FOR CONSTRUCTION SITE ACTIVITIES

1. PREVENTIVE MEASURES SHALL BE TAKEN TO MINIMIZE OR ELIMINATE THE DISCHARGE OF POLLUTED STORM WATER INTO OFFSITE STORM DRAIN FACILITIES. OFFSITE FACILITIES SHALL INCLUDE, BUT NOT BE LIMITED TO ROADWAYS, COLLECTION BASINS, CHANNELS, DITCHES, BASINS, LAKES, STREAMS, ETC.

2. SEDIMENT IN STORM WATER IS THE PRIMARY POLLUTANT OF CONCERN FOR CONSTRUCTION ACTIVITIES. OTHER POLLUTANTS INCLUDING HEAVY METALS, NUTRIENTS, OILS, FUELS, AND ADDITIONAL TOXICS (CONSTRUCTION MATERIALS AND CHEMICALS) ARE OFTEN FOUND IN RUNOFF WATERS FROM CONSTRUCTION SITES.

3. PREVENTIVE MEASURES SHALL BE A PART OF ANY CONSTRUCTION ACTIVITY THAT MAY LEAD TO THE POLLUTION OF OFFSITE STORM WATER. THE FOLLOWING CONSTRUCTION ACTIVITIES SHALL BE ADDRESSED BY THE CONTRACTOR IN ORDER TO MINIMIZE OR ELIMINATE POLLUTED STORM WATER.

CLEARING AND GRUBBING

A. CLEARING AND GRUBBING CAN EXPOSE SOIL TO EROSION BY WIND AND WATER.

A-1 PROTECT AREAS EXPOSED TO WIND WITH EROSION CONTROL BLANKETS OR BY USING DUST ABATEMENT METHODS SUCH AS A WATERING TRUCK.

A-2 CREATE BERMS OR SWALES TO DIVERT RUNOFF AWAY FROM AREAS EXPOSED TO EROSION BY WATER.

A-3 STABILIZE SOILS THAT ARE UNAVOIDABLE EXPOSED TO RUNOFF SUCH AS RAIN BY USING EROSION CONTROL BLANKETS, TERRACING, OR PLANTING NEW VEGETATION.

A-4 BERMING AROUND EXPOSED AREAS CAN HELP CONTAIN RUNOFF AND PREVENT IT FROM ENTERING THE STORM DRAIN SYSTEM.

EXCAVATION AND GRUBBING

B. EXCAVATION AND GRADING CAN ALSO EXPOSE SOIL TO EROSION BY WIND AND WATER

B-1 PROTECT AREAS EXPOSED TO WIND AND WATER WITH THE METHODS MENTIONED ABOVE.

B-2 DUST CAN BE KNOCKED DOWN DURING EXCAVATION BY APPLYING WATER USING A HOSE AND NOZZLE.

TRANSPORT MATERIALS AND WASTE TO OFFSITE - AREAS

C. HAUL OR TRANSPORT OF MATERIALS OR WASTE TO OFFSITE DISPOSAL AREAS CAN RESULT IN TRACKING MUD ONTO ADJACENT CITY STREETS.

C-1 CONSTRUCT A STABILIZED CONSTRUCTION ENTRANCE TO MINIMIZE TRACKING DEBRIS ONTO CITY STREETS.

C-2 STREETS ARE TO BE SWEPT WHERE TRACKING OCCURS.

REFUELING EQUIPMENT AND BASIC EQUIPMENT MAINTENANCE

D. REFUELING EQUIPMENT AND BASIC EQUIPMENT MAINTENANCE ON SITE CAN ACCIDENTALLY POLLUTE OFFSITE STORM DRAIN FACILITIES IF SPILLS OCCUR.

D-1 MAINTAIN EQUIPMENT IN GOOD OPERATION CONDITION. FIX LEAKS OF FUEL, OIL, AND OTHER SUBSTANCES IMMEDIATELY.

D-2 WHERE ONSITE FUELING IS PERMITTED, DESIGNATE AN AREA WHERE SPILLS CAN BE CONTAINED. ALWAYS USE SECONDARY CONTAINMENT SUCH AS A DRAIN PAN OR DROP CLOTH TO CATCH SPILLS AND PREVENT SPREADING. THE AREA SHALL NOT BE LOCATED NEAR STREAMS, RIVERS, RESERVOIRS, WELLS, OR ADJACENT TO THE STORM WATER COLLECTION SYSTEM.

D-3 KEEP CLEANUP MATERIALS ON HAND TO ABSORB SPILLS. EDUCATE PERSONNEL ON PREVENTION AND CLEANUP TECHNIQUES. CLEAN UP SPILLS IMMEDIATELY AND REMEDY CAUSE.

D-4 EXCAVAGE AND DISPOSE OF CONTAMINATED SOILS AS HAZARDOUS WASTE. CONTACT STATE AND LOCAL OFFICIALS FOR ANY SPILL OF REPORTABLE QUANTITY.

EQUIPMENT OR VEHICLE WASH DOWN

E. ON SITE EQUIPMENT OR VEHICLE WASH DOWN IS ONLY TO BE USED TO REMOVE SEDIMENT BUILD UP ON MACHINERY.

FORMING, PLACING AND POURING CONCRETE

F. FORMING, PLACING AND POURING CONCRETE CAN BE A SOURCE OF POLLUTION TO THE STORM DRAIN SYSTEM.

F-1 OILS AND RELEASE AGENTS FOR CONCRETE FORMS SHOULD ONLY BE USE AS RECOMMENDED BY THE MANUFACTURER. DO NOT PERMIT THESE TO ENTER THE STORM DRAIN SYSTEM, ESPECIALLY STREAMS, LAKES AND RESERVOIRS.

F-2 USE A DESIGNATED AREA FOR CONCRETE WASHOUT WHERE OFFSITE WASHOUT IS NOT POSSIBLE. THIS AREA MUST PROVIDE CONTAINMENT OF WASHOUT MATERIALS AND PREVENT THEM FROM ENTERING INTO THE STORM DRAIN SYSTEM, ESPECIALLY STREAMS, LAKES AND RESERVOIRS.

F-3 TRAIN PERSONNEL ABOUT PROPER CONCRETE WASTE MANAGEMENT PROCEDURES.

PAINTS, SOLVENTS AND CLEANERS

G. PAINTS, SOLVENTS AND CLEANERS CAN BE A SOURCE OF POLLUTION.

G-1 TRAIN PERSONNEL ON THE PROPER STORAGE AND HANDLING OF THESE MATERIALS. EDUCATE THEM ON PREVENTION AND CLEAN-UP TECHNIQUES. KEEP CONTAINERS CLOSED AND OUT OF THE WAY WHEN NOT IN USE.

G-2 ALWAYS USE SECONDARY CONTAINMENT SUCH AS AS DROP CLOTH TO CATCH SPILLS AND PREVENT SPREADING.

G-3 THE LOCATION FOR CLEANING STATIONS SHALL NOT BE NEAR STREAMS, RIVERS, RESERVOIRS, WELLS, OR ADJACENT TO THE STORM WATER COLLECTION SYSTEM. THIS AREA MUST PROVIDE CONTAINMENT OF WASHOUT MATERIALS AND PREVENT THEM FROM ENTERING INTO THE STORM DRAIN SYSTEM. FOLLOW THE MANUFACTURERS RECOMMENDATIONS WHEN USING ANY PRODUCT.

G-4 KEEP CLEANUP MATERIALS ON HAND TO ABSORB SPILLS. CLEAN UP SPILLS IMMEDIATELY AND REMEDY CAUSE.

G-5 EXCAVATE AND DISPOSE OF CONTAMINATED SOILS AS HAZARDOUS WASTE. CONTACT STATE AND LOCAL OFFICIAL FOR ANY SPILL OF REPORTABLE QUANTITY.

LANDSCAPING, FERTILIZERS, NUTRIENTS, CHEMICALS

H. EXECESSIVE USE OF LANDSCAPING FERTILIZERS, NUTRIENTS, CHEMICALS AND PESTICIDES CAN LEAD TO UNNECESSARY POLLUTION.

H-1 USE ONLY THE REQUIRED OR MINIMUM AMOUNTS OF THESE MATERIALS. ALWAYS FOLLOW THE MANUFACTURER'S RECOMMENDATIONS.

H-2 MINIMIZE IRRIGATION RUNOFF BY NOT OVERWATERING FERTILIZED OR TREATED LANDSCAPE AREAS.

CONSTRUCTION DEBRIS

I. CONSTRUCTION DEBRIS AND OTHER WASTE MATERIALS CAN ENTER THE STORM DRAIN SYSTEM WHEN NOT DISPOSED OF PROPERLY.

I-1 PROVIDE ADEQUATE AND CONVENIENT TRASH RECEPTACLES AROUND THE CONSTRUCTION SITE.

I-2 KEEP TRASH CONTAINERS COVERED.

I-3 EMPTY CONTAINERS IN A TIMELY MANNER TO PREVENT SPILLING OVER.

ON-SITE STORM DRAIN INLETS

J. ON SITE STORM DRAIN INLETS CAN PERMIT SEDIMENTS TO ENTER OFFSITE STORM DRAIN FACILITIES.

J-1 INLETS SHALL BE PROPERLY PROTECTED DURING CONSTRUCTION TO PREVENT BACKFILL MATERIAL FROM ENTERING PIPES AND BOXES.

J-2 WHERE ON-SITE COLECTION BOXES ARE LIKELY TO COLLECT WATER CONTAINING SEDIMENTS, A FILTERING SYSTEM SHALL BE CONSTRUCTED OVER OR AROUND THE INLET GRATE TO TRAP SEDIMENTS AND ALLOW THEM TO SETTLE OUT BEFORE THE WATER ENTERS THE STORM DRAIN SYSTEM.

PREVENTIVE MEASURES

4. PREVENTIVE MEASURES DESIGNED TO ELIMINATE OR MINIMIZE POLLUTION ENTERING THE STORM DRAIN SYSTEM SHALL BE MAINTAINED AND INSPECTED REGULARLY BY THE CONTRACTOR. INSPECTION SHOULD ALSO BE PLANNED BEFORE AND AFTER STORM EVENTS TO VERIFY THAT THESE MEASURES ARE WORKING PROPERLY. REPORT OF INSPECTIONS SHOULD BE MAINTAINED AT THE JOB SITE.

4-A WHEN PREVENTIVE MEASURES ARE FOUND TO BE INADEQUATE THEY ARE TO BE BROUGHT TO THE ATTENTION OF THE CITY. ALTERATIONS TO THE STORM WATER POLLUTION PREVENTION PLAN MAY BE REQUIRED.

4-B WHEN A POSSIBLE POLLUTION SOURCE HAS BEEN OVERLOOKED, IT SHALL BE BROUGHT TO THE ATTENTION OF THE CITY. ADDITIONAL PREVENTIVE MEASURES MAY BE INCORPORATED INTO THE STORM WATER POLLUTION PREVENTION PLAN.

INSPECTIONS, REPORTS, RECORDS AND REMEDIATION

5. INSPECTIONS SHALL BE CONDUCTED BY QUALIFIED PERSONNEL TO ENSURE THAT THE SITE COMPLIES TO ALL APPLICABLE STANDARDS AND TO CONFIRM THAT THE STORM WATER POLLUTION PROTECTION PLAN IS BEING IMPLEMENTED.

6. ALL REPORTABLE RELEASES OF ANY POLLUTANT SHALL BE DOCUMENTED BY THE CONTRACTOR AND PROMPTLY BROUGHT TO THE ATTENTION OF THE CITY. REPORTABLE RELEASES ARE DEFINED BY TITLE 40 OF THE CODE OF FEDERAL REGULATIONS (CFR), PART 117, SECTION 3 OR TITLE 40, PART 302, SECTION 4.

7. IF THERE IS A VIOLATION OF THE STORM WATER POLLUTION PLAN, IT SHALL BE REMEDIED IMMEDIATELY AND BROUGHT TO THE ATTENTION OF THE CITY. ALL VIOLATIONS SHALL BE DOCUMENTED PROPERLY.

8. IT IS THE RESPONSIBILITY OF THE CONTRACTOR TO TRAIN AND FAMILIARIZE ALL PERSONNEL ON THE CONSTRUCTION SITE WITH RESPECT TO THE STORM WATER POLLUTION PREVENTION PLAN. BY LAW THE CONTRACTOR SHALL KEEP A COPY OF THE PLAN ON SITE AND MAKE IT AVAILABLE UPON REQUEST TO A REPRESENTATIVE OF THE REGIONAL WATER BOARD OR OTHER RELATED AGENCIES.

9. ALL DISCHARGES INTO THE STORM WATER SYSTEM MUST COMPLY WITH THE REGULATIONS ESTABLISHED BY CITY, COUNTY, STATE, FEDERAL AND OTHER RELATED AGENCIES.

10. HAZARDOUS OR TOXIC WASTE SHALL BE DISPOSED OF PROPERLY. REGULATIONS RELATED TO THE PROPER HANDLING AND DISPOSAL OF HAZARDOUS OR TOXIC WASTE ARE NOT COVERED IN THIS PLAN.

MOUNTAIN ENGINEERING
2250 W OLD HIGHWAY ROAD
MORGAN, UTAH 84050
TEL (801) 876-3978 FAX 876-3979

REVISIONS		
DATE	BY	COMMENTS

REGISTERED PROFESSIONAL ENGINEER
181301
KIRK W. HOLYOAK
STATE OF UTAH

DESIGNED BY: K.W.H., J.W.H.
DRAWN BY: J.W.H.
DATE: JULY, 2018

STORM WATER POLLUTION PREVENTION PLAN (SWPPP)
ACCURITE INC. BUILDING SITE
WEBER COUNTY, UTAH
FOR: SHAWN DURRANT, 1834 S RIVER RUN DRIVE, OGDEN, UTAH 84317
JOB NO. ME 18-53

DRAWING NO.
ME 08-53
SHEET 1 OF 2
FILE:durrant_shawn_site

C:\Land Projects\midland\dwg\durrant_shawn_swppp.dwg 7/11/2018 12:20:12 PM MDT