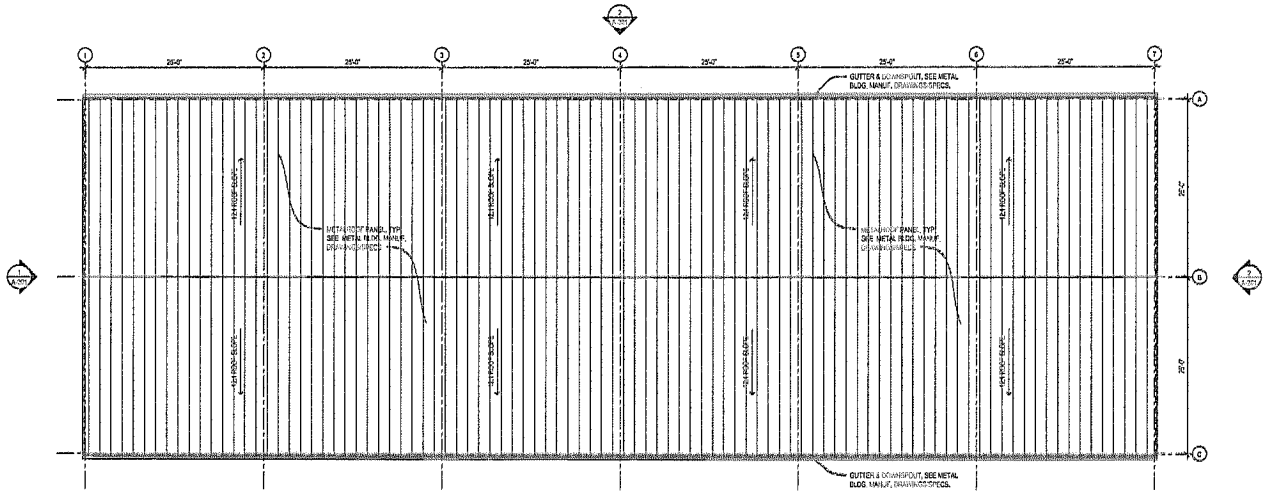

N 2 A-101 ROOF PLAN
SCALE: 1/8"=1'-0"

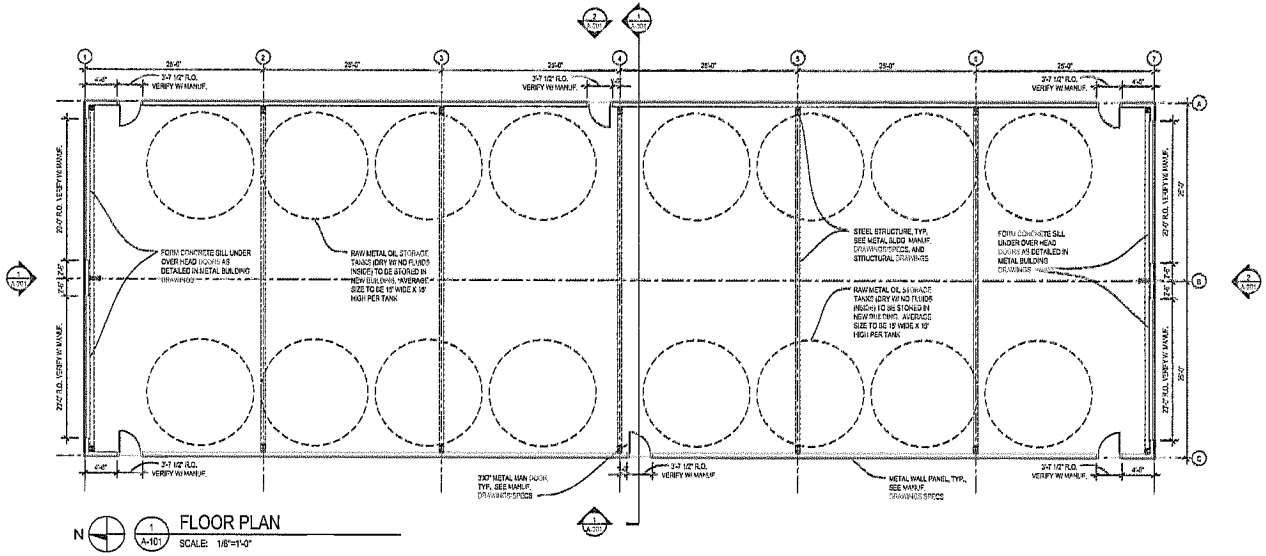

N 1 A-101 FLOOR PLAN
SCALE: 1/8"=1'-0"

NEWPOINT DESIGN

Newpoint Design LLC
333 Main Street, Suite 327
P.O. Box 206
Park City, Utah 84060
T: 435.214.4834 F: 435.214.2565
www.newpoint-design.com

CONSULTANTS

Civil Engineer
Epic Engineering
50 East 100 South
Heber, Utah 84032
T: 435.654.6600 F: 435.654.6622

Structural Engineer
Epic Engineering
50 East 100 South
Heber, Utah 84032
T: 435.654.6600 F: 435.654.6622

SUBMITTALS

NO.	DATE	DESCRIPTION
	11-12-2021	PERMIT SET

This document contains proprietary information belonging to Newpoint Design LLC and shall be used only for the purpose for which it was written with the prior written consent of Newpoint Design LLC.

DATE:	11-12-2021	DRWG PHASE:	PERMIT SET
PROJECT:	15-114	DRAWN BY:	PCM
SCALE:	1/8"=1'-0"	CHECKED BY:	PCM

ADVANCED FLUID CONTAINMENT STORAGE BLDG.

9501 West 900 South
Ogden, Utah 84404

FLOOR AND ROOF PLAN

A-101

GENERAL NOTES

1. DRAWINGS ARE NOT TO BE SCALED. IF ANY THERE ARE ANY MISSING DIMENSIONS OR CONFLICTS, PLEASE CLARIFY AND COORDINATE WITH ARCHITECT.

2. CONTRACTOR SHALL REVIEW ALL DRAWINGS AND SHALL VERIFY ALL DIMENSIONS AND CONDITIONS PRIOR TO STARTING ANY WORK AND SHALL INFORM ARCHITECT OF ANY DISCREPANCIES/DIFFERENCES THAT MAY EXIST BETWEEN THE FIELD/SITE CONDITIONS, THE CONSTRUCTION DOCUMENTS AND THE SPECIFICATIONS. CONTRACTOR SHALL NOTIFY THE ARCHITECT OF ANY ADDITIONAL CONDITIONS THAT MAY EXIST IN THE FIELD/SITE THAT HAVE NOT BEEN COVERED IN THE CONSTRUCTION DOCUMENTS PRIOR TO COMMENCING WITH ANY WORK THAT COULD BE AFFECTED BY SUCH CONDITIONS.

3. ANY CHANGES TO THE CONSTRUCTION DOCUMENTS MUST BE REVIEWED AND APPROVED BY THE ARCHITECT. THE CONTRACTOR CAN NOT MAKE ANY CHANGES WITHOUT WRITTEN/DOCUMENTED APPROVAL FROM THE ARCHITECT.

4. THE CONTRACTOR SHALL BE LICENSED AND BONDED IN PRESIDING JURISDICTION AND SHALL PROVIDE DOCUMENTATION THEREOF UPON ARCHITECT'S REQUEST.

5. ALL WORK SHALL COMPLY WITH ALL APPLICABLE LOCAL BUILDING CODES, INTERNATIONAL BUILDING CODES, ACCESSIBILITY REQUIREMENTS (ADA) AND SAFETY REGULATIONS (OSHA). THE CONTRACTOR IS RESPONSIBLE FOR SECURING AND PAYING FOR ALL PERMITS REQUIRED FOR ANY/ALL WORK AND FOR THE SCHEDULING/COORDINATION OF ANY/ALL REQUIRED INSPECTIONS.

6. THE CONTRACTOR SHALL PROVIDE PROTECTION FOR ANY EXISTING CONDITIONS OR WORK ALREADY COMPLETED AND BE RESPONSIBLE FOR ANY DAMAGES ON SUCH CAUSED BY THE CONTRACTOR OR ANYONE CONTRACTED/SUPERVISED BY THE CONTRACTOR. ANY ITEMS AND/OR AREAS THAT ARE DAMAGED AS A RESULT OF WORK AND/OR NEGLIGENCE WILL BE REPAIRED OR REPLACED AS NECESSARY AT THE CONTRACTORS OWN COST TO RESTORE SAID ITEMS/AREAS TO THEIR ORIGINAL CONDITION PRIOR TO THE DAMAGE.

7. THE CONTRACTOR SHALL ENSURE THAT ALL EXISTING OR PREVIOUSLY COMPLETED WORK IS KEPT CLEAN AND PROTECTED FROM ALL WORK RELATED DIRT AND DEBRIS AND WILL CLEAN ANY ITEMS/AREAS THAT BECOME DIRTY AS A RESULT OF WORK AND/OR NEGLIGENCE.

8. THE CONTRACTOR SHALL PROVIDE THE ARCHITECT WITH MANUFACTURER'S CUT SHEETS AND SPECIFICATIONS FOR ALL EQUIPMENT, INCLUDING BUT NOT LIMITED TO: APPLIANCES, LIGHT FIXTURES, PLUMBING FIXTURES, ELECTRICAL EQUIPMENT, HVAC EQUIPMENT, HARDWARE, SECURITY EQUIPMENT

9. THE CONTRACTOR SHALL NOT PROCEED WITH WORK FOR WHICH HE EXPECTS ADDITIONAL COMPENSATION BEYOND THE CONTRACT AMOUNT WITHOUT WRITTEN AUTHORIZATION FROM THE ARCHITECT AND OWNER. FAILURE TO OBTAIN SUCH AUTHORIZATION SHALL INVALIDATE A CLAIM FOR EXTRA COMPENSATION. THE CONTRACTOR SHALL NOT PROCEED WITH WORK WHICH, IF COMPLETED IN STRICT CONFORMANCE WITH THE CONSTRUCTION DOCUMENTS, WILL RESULT IN ADDITIONAL WORK BEYOND THE SCOPE OF THE CONTRACT WITHOUT WRITTEN AUTHORIZATION FROM THE ARCHITECT AND OWNER. ANY FIELD CONDITIONS THAT SIGNIFICANTLY VARY FROM THE CONTRACT DOCUMENTS OR THAT WILL RESULT IN ADDITIONAL WORK, SHALL BE BROUGHT TO THE ATTENTION OF THE ARCHITECT PRIOR TO PROCEEDING WITH WORK.

10. CONTRACTOR SHALL PROVIDE THE DESIGN TEAM WITH A CONSTRUCTION SCHEDULE. THE CONSTRUCTION SCHEDULE SHALL BREAK DOWN ALL THE TRADES AND PROVIDE A COMPLETION DATE FOR EACH INDIVIDUAL TRADE AS WELL AS SUBSTANTIAL AND FINAL COMPLETION DATES. ANY LONG LEAD TIME ITEMS THAT WILL AFFECT THE SUBSTANTIAL COMPLETION DATE SHALL BE BROUGHT TO THE ARCHITECT'S ATTENTION IMMEDIATELY.

11. THE CONTRACTOR IS RESPONSIBLE FOR ENSURING THAT WORK IS SCHEDULED IN SUCH A MANNER THAT WILL ALLOW ALL MATERIALS AND EQUIPMENT TO BE LOCATED AND INSTALLED WITHOUT NEEDING TO MODIFY OR DEMOLISH WORK THAT HAS ALREADY BEEN INSTALLED/CONSTRUCTED. IF ANY DEMOLITION OR MODIFICATIONS ARE NECESSARY FOR WORK TO PROCEED AS A RESULT OF THE CONTRACTOR'S NEGLIGENCE IN SCHEDULING WORK, THE CONTRACTOR WILL PAY FOR ALL SUCH CHANGES AT THE CONTRACTOR'S OWN COST.

12. THE FINISHED WORK SHALL BE FIRM, WELL-ANCHORED, IN TRUE ALIGNMENT, PLUMB, LEVEL, WITH SMOOTH, CLEAN, UNIFORM, APPEARANCE WITHOUT WAVES, DISTORTIONS, HOLES, MARKS CRACKS, STAINS, OR DISCOLORATION (AS APPLICABLE TO WORK OR PRODUCT). JOINTING SHALL BE CLOSE FITTING, NEAT AND WELL SCRIBED. THE FINISHED WORK SHALL HAVE NO EXPOSED UNSIGHTLY ANCHORS OR FASTENERS AND SHALL NOT PRESENT HAZARDOUS, UNSAFE CORNERS. ALL WORK SHALL HAVE THE PROVISION FOR EXPANSION, CONTRACTION AND SHRINKAGE AS NECESSARY TO PREVENT CRACKS, BUCKLING, AND WARPING DUE TO TEMPERATURE AND HUMIDITY CONDITIONS.

13. THE CONTRACTOR SHALL SUBMIT 5 COPIES OF ALL SUBMITTALS (SHOP DRAWINGS AND SAMPLES) TO THE ARCHITECT IN A TIMELY MANNER THAT WILL ALLOW THE ARCHITECT ADEQUATE TIME TO REVIEW AND PROCESS THE SUBMITTAL(S) WITHOUT CAUSING ANY DELAYS IN CONSTRUCTION. SUBMITTALS SHALL INCLUDE, BUT ARE NOT LIMITED TO, MILLWORK, DOORS & FRAMES, FLOOR/WALL/CEILING FINISHES, HVAC EQUIPMENT, PLUMBING FIXTURES, ELECTRICAL FIXTURES, TOILET ACCESSORIES AND DOOR HARDWARE.

14. NO VINYL ASBESTOS OR OTHER HAZARDOUS MATERIALS SHALL BE INSTALLED AS PART OF THIS WORK. ALL STRICTLY REGULATED MATERIALS SHALL MEET ALL STATE AND FEDERAL REGULATIONS.

15. ALL CONSTRUCTION SHALL MEET THE CONSTRUCTION STANDARDS FOR A TYPE II-B NON-SPRINKLED BUILDING IN ACCORDANCE WITH THE 2009 INTERNATIONAL BUILDING CODE. CONSTRUCTION SHALL MEET ALL REQUIREMENTS AND CODES AS ADOPTED AND ENFORCED BY THE PARK CITY, UTAH BUILDING DEPARTMENT.

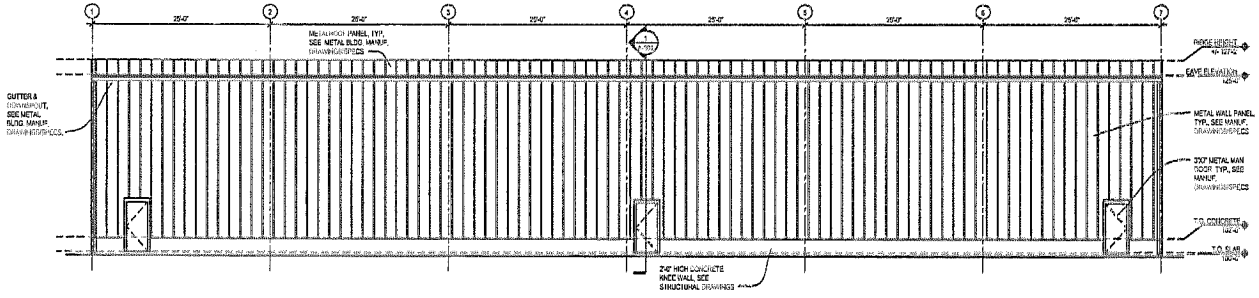

4 A-201 WEST ELEVATION
SCALE: 1/8"=1'-0"

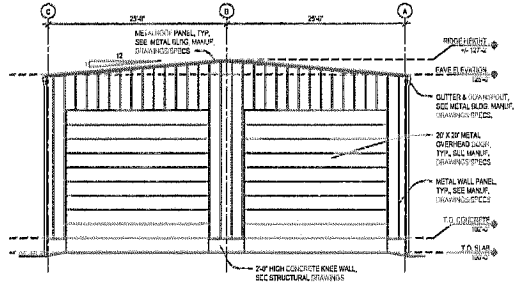

3 A-201 SOUTH ELEVATION
SCALE: 1/8"=1'-0"

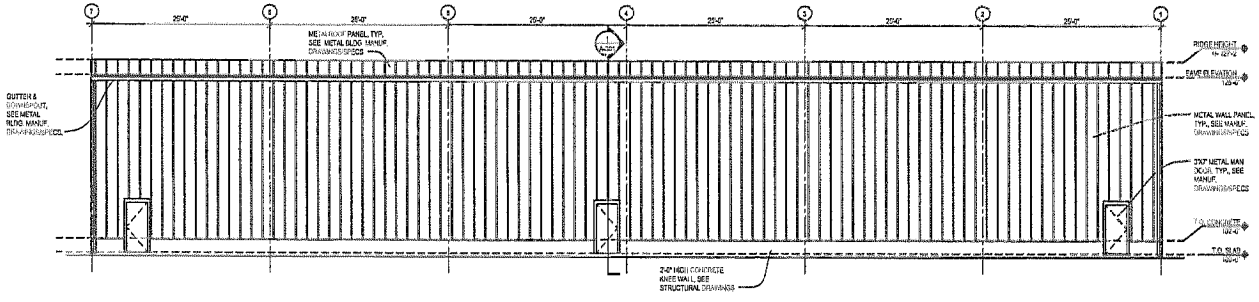

2 A-201 EAST ELEVATION
SCALE: 1/8"=1'-0"

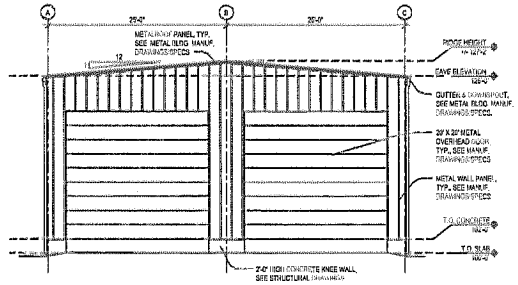

1 A-201 NORTH ELEVATION
SCALE: 1/8"=1'-0"

NEWPORT DESIGN

Newport Design LLC
333 Main Street, Suite 327
P.O. Box 286
Park City, Utah 84060
T: 435.214.4034 F: 435.214.2565
www.newport-design.com

CONSULTANTS

Civil Engineer
Lotic Engineering
50 East 100 South
Heber, Utah 84032
T: 435.654.6600 F: 435.654.6622

Structural Engineer
Lotic Engineering
50 East 100 South
Heber, Utah 84032
T: 435.654.6600 F: 435.654.6622

SUBMITTALS

NO.	DATE	DESCRIPTION
	11-12-2013	PERMIT SET

This document contains proprietary information belonging to Newport Design LLC and shall be used only for the purpose for which it was supplied with the prior written consent of Newport Design LLC.

DATE:	11-12-2013	DRAWING PHASE:	PERMIT SET
PROJECT:	11-014	DRAWN BY:	PCN
SCALE:	1/8"=1'-0"	CHECKED BY:	PCN

ADVANCED FLUID CONTAINMENT STORAGE BLDG.

9501 West 900 South
Ogden, Utah 84404

BUILDING ELEVATIONS

A-201

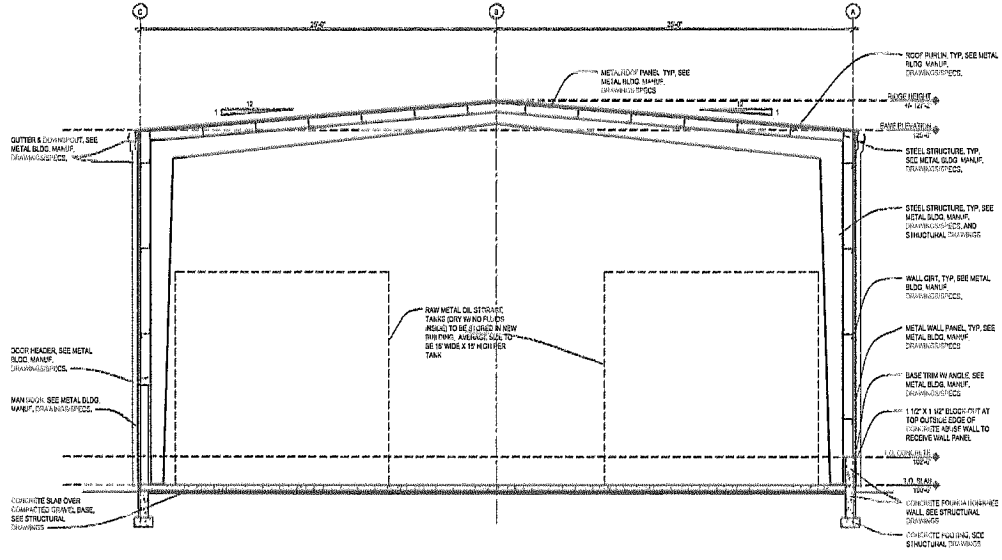

1 A-301 BUILDING SECTION
SCALE: 1/4"=1'-0"

NEWPOINT DESIGN

Newpoint Design LLC
333 Main Street, Suite 327
P.O. Box 226
Park City, Utah 84060
T: 435.214.4034 F: 435.214.2545
www.newpoint-design.com

CONSULTANTS

Civil Engineer:
Epic Engineering
50 East 100 South
Heber, Utah 84032
T: 435.654.6600 F: 435.654.6622

Structural Engineer:
Epic Engineering
50 East 100 South
Heber, Utah 84032
T: 435.654.6600 F: 435.654.6622

SUBMITTALS

NO.	DATE	DESCRIPTION
-	11-22-2013	PERMIT SET

This document contains proprietary information belonging to Newpoint Design LLC and shall be used only for the purpose for which it was required with the prior written consent of Newpoint Design LLC.

DATE:	11-22-2013	DRAC TYPE:	PERMIT SET
PROJECT:	11-114	DRAWN BY:	PCH
SCALE:	1/4"=1'-0"	CHECKED BY:	PCH

ADVANCED FLUID CONTAINMENT STORAGE BLDG.

9501 West 900 South
Ogden, Utah 84404

BUILDING SECTION

A-301