






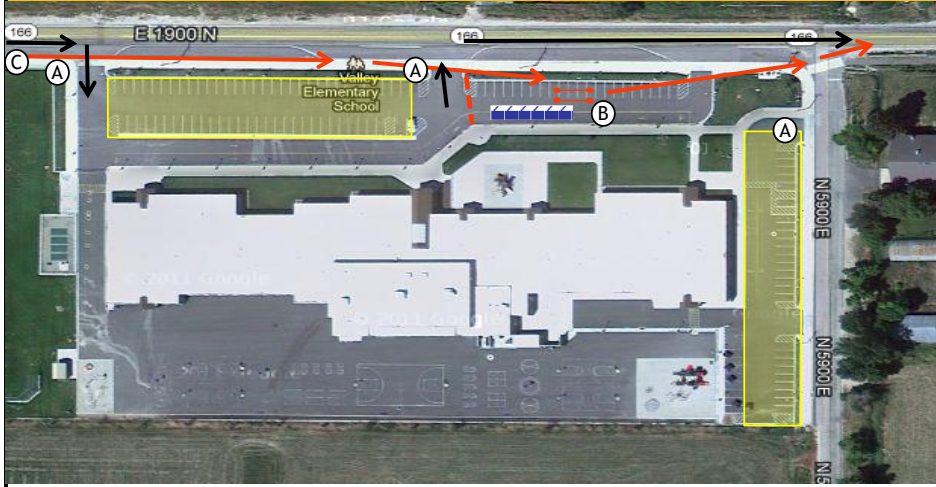


Exchange 8	Elementary School	Location:	Valley Elementary School	Venue Contact:	Night Time Hours
Max Parking Space	87	5821 E. 1900 N, Eden, UT 84310			7:45 PM - 6:30 AM
Peak Parking Needs	48	Volunteer Shift Time	Key:	 Chute  Cones & Tape  Van's Path  Runner's Path	 Toilets  Volunteer  Parking
Peak Time	12:38 PM	Shift	Start	End	
		Shift 1	11:00 AM	4:00 PM	
		Shift 2	3:30 PM	8:30 PM	
		Shift 3			

Overview



Overview Notes

CHUTE PLACEMENT	
PARKING INSTRUCTIONS	Park vans in orderly fashion, must be well managed
TRAFFIC CONCERNS	Outgoing runner will be crossing van path so volunteer needs to hold van traffic while runners are crossing
VAN/RUNNER FLOW	Make sure outgoing runners stop for van traffic before crossing van path. Use Volunteer A to stop runner.
PORT-A-POTTIE PLACEMENT	Place portable toilets facing dirt hillside
PRIVATE PROPERTY CONCERNS	
OTHER DETAIL NOTES	Exchange Bin, Binder, and cones on site should be cleaned up and stacked by Portable toilets for Course Set Up to pick up once the exchange has closed

Volunteer Duties

A	Manage Runners to keep from crossing outgoing van, assist in parking flow, when slow, manage toilets & clean up exchange	2
B	Manage Chute, cross team off team list	1
C	Radioing incoming runner to volunteer at chute	1
		4