

# Weber County Stormwater Construction Activity Permit

Application submittals will be accepted by appointment only. (801) 399-8374. 2380 Washington Blvd. Suite 240, Ogden, UT 84401

Date Submitted <b>10-02-17</b>	Fees (Office Use) -	Receipt Number (Office Use) -	Priority Site (Office Use) <input type="radio"/> Yes <input checked="" type="radio"/> No	Permit Number (Office Use) <b>2017-94</b>
-----------------------------------	------------------------	----------------------------------	---	--

Property Owner/Authorized Representative Contact Information		Project Information	
Name of Property Owner(s)/Authorized Representative(s) <b>Cody and/or Aubree Wilder</b>		Project Name <b>Residential Home</b>	
Phone <b>801-458-8622</b>	Fax	Project Address <b>2436 S. 3400 W. Taylor, UT 84401</b>	
Email Address <b>AubreeWilder78@gmail.com</b>			
Mailing Address of Property Owner(s)/Authorized Representative(s) <b>1632 N. 3450 W. Plain City, UT 84404</b>			
		Estimated Project Length (mo) <b>6-8 months</b>	Previous Permit No. (if applicable)
		Estimated Start Date <b>11/4/2017</b>	Actual Start Date <b>11/6/2017</b>

### Submittal Checklist

The application shall include a Storm Water Pollution Prevention Plan which meets the criteria set forth in Section 33-3-4 of the county ordinances.

The applicant shall file the application on or before the following dates:

**Subdivision:** The date that the applicant submits the preliminary subdivision development plat application.

**Site Plan:** The date that the applicant submits a site plan application or amended site plan.

**Building Permit:** The date that the applicant submits a building permit application if the applicant proposes to construct a building on an existing lot or parcel.

**Land Use Permit:** The date that the applicant submits a land use permit application.

**Other:** At least two (2) weeks before the developer intends to perform any type of work not listed above that would require a Storm Water Construction Activity Permit pursuant to this Chapter.

Failure to acquire a required Storm Water Construction Activity Permit is grounds for tabling a related subdivision application, site plan application, conditional use permit application, or building permit application. It is unlawful to commence work (move dirt) on a development site before obtaining a required Storm Water Construction Activity Permit.



Note: A pre-construction meeting is required before performing any on-site earth work, unless waived by the county engineer.

### Applicant Narrative

Please explain your request.

### Authorization

By signing below the Owner / Representative authorizes the county to enter the property to perform inspections.

Owner or Authorized Representative Signature 	Date <b>10/30/2017</b>
Signature of Approval 	Date <b>11-2-17</b>

**STATE OF UTAH, DEPARTMENT OF ENVIRONMENTAL QUALITY, DIVISION OF WATER QUALITY**  
 195 North 1950 West, P.O. Box 144870, Salt Lake City, Utah 84114-4870 (801) 536-4300

**NOI**

Notice of Intent (NOI) for Storm Water Discharges Associated with Construction Activity Under the UPDES General Permit UTRH83419  
SEE REVERSE FOR INSTRUCTIONS

Submission of this Notice of Intent constitutes notice that the party(s) identified in Section I of this form intends to be authorized by UPDES General Permit No. UTRH83419 issued for storm water discharges associated with construction activity in the State of Utah. Becoming a permittee obligates such discharger to comply with the terms and conditions of the permit. **ALL NECESSARY INFORMATION MUST BE PROVIDED ON THIS FORM.**

<b>PERMIT PERIOD</b>	Permit Start Date: 11/01/2017	Permit Expiration Date: 11/01/2018
<b>PERMIT TYPE</b>	Construction General Permit (CGP, this permit covers any construction project): ..... <input type="checkbox"/>	
	Common Plan Permit (this only covers single lot residential construction disturbing less than an acre): ..... <input checked="" type="checkbox"/>	
Is this NOI seeking continuation for previously expired permit coverage at the same site? Y <input checked="" type="checkbox"/> N <input type="checkbox"/>	If yes, what is the number of the previous permit coverage? Permit No. UTR	

**I. OWNER INFORMATION**

Owner Name: Cody Wilder	Phone: 801-458-8622
Address: 1632 N 3450 W	Status of Owner: PRIVATE
City: PLAIN CITY	State: UT Zip: 84404
Contact Person: Aubree Wilder	Phone: 801-458-6800

<b>GENERAL CONTRACTOR: C. Wilder Construction</b>	Phone: 801-458-8622
Address: 1632 N 3450 W	Status of General Contractor: PRIVATE
City: PLAIN CITY	State: UT Zip: 84404
Contact Person: Cody Wilder	Phone: 801-458-8622

**II. FACILITY SITE / LOCATION INFORMATION**

Name: Gallop Bend Lot 5	Is the facility located in Indian Country? Y <input type="checkbox"/> N <input checked="" type="checkbox"/>
Project No. (if any):	
Address: 2436 S 3600 W	County: WEBER
City: WEBER COUNTY (UNINCORPORATED AREA)	State: UT Zip: 84401
Latitude: 41.1959418	Longitude: -112.0668715
Method (check one): <input type="checkbox"/> USGS Topo Map, Scale <input type="checkbox"/> EPA Web site <input type="checkbox"/> GPS <input checked="" type="checkbox"/> Other	

**III. SITE INFORMATION**

Municipal Separate Storm Sewer System (MS4) Operator Name: Weber County

Receiving Water Body: Weber River guess this is known  this is a guess  (see <http://wq.deq.utah.gov/>)

Estimate of distance to the nearest water body? 3 miles ft.  miles.

Is the receiving water an impaired or high quality water body (see <http://wq.deq.utah.gov/>)? Yes  No

List the Number of any other UPDES permits at the site:

**IV. THIS SECTION IS ONLY FOR PROJECTS INVOLVED IN DEVELOPMENT OF A SUBDIVISION.**  
 List the lots proposed for the development (please add another sheet of paper if there is not enough room to list all lots).

# INSTRUCTIONS

## Notice Of Intent (NOI) For Permit Coverage Under the UPDES General Permit For Storm Water Discharges From Construction Activities

**Who Must File A Notice Of Intent (NOI) Form** State law at UAC R317-8-3.9 prohibits point source discharges of storm water from construction activities to a water body(ies) of the State without a Utah Pollutant Discharge Elimination System (UPDES) permit. The owner and the general contractor of a construction activity that has such a storm water discharge must submit a NOI to obtain coverage under the UPDES Storm Water General Permit. If you have questions about whether you need a permit under the UPDES Storm Water program, or if you need information as to whether a particular program is administered by EPA or a state agency, contact the storm water coordinator at (801) 536-4300.

**Where To File NOI Form** The preferred method of submitting an NOI to apply for the construction general storm water permit (CGP) is electronically on-line at <http://www.waterquality.utah.gov/UPDES/stormwatercon.htm>. The fee can be submitted on line also. If on-line is not an option for you send a paper form of the NOI to the following address:

Department of Environmental Quality  
Division of Water Quality  
P.O. Box 144870  
Salt Lake City, UT 84114-4870

**Beginning of Coverage** CGP coverages are issued immediately after submitting an NOI with the permit fee. The permittee should be aware that though you may not have a permit in hand, if you have submitted a completed NOI with the permit fee you are covered by the conditions in the permit and will be expected to comply with permit conditions. You can print a copy of the CGP from the DWQ web site.

**Permit Fees.** The permit fee is \$150.00 per year. The fee is paid by Visa/Master Card on-line when an NOI is filed (by check if submitted with a paper NOI). If the project continues for more than one year the fee must be submitted again in a renewal process on-line. CGP coverage will not be issued until the fee is paid.

**Length of Coverage:** CGP coverage starts the day that the NOI and fee is received at DWQ and expires a year from issuance. All CGP coverages must be renewed within 60-days after the yearly expiration date, or be terminated with a notice of termination (NOT) before the expiration date. To terminate the permit the site must meet the permit conditions for final stabilization (see permit definitions), or must continue under a different permit holder. In most cases the DWQ or municipality of jurisdiction will perform a final inspection when a CGP coverage submits an NOT. If the site passes the final inspection the permit is terminated.

The Storm Water General Permit for Construction Activities UTRC00000 will expire on June 30, 2019 – UTRH00000 expires on September 30, 2020. The Clean Water Act requires that all UPDES permits be renewed every 5 years. If a project extends beyond the expiration date of the Permit it must renew the permit and continue coverage under the renewed permit that will subsequently be developed to continue the same or similar permit coverage for construction activity.

**SECTION I - FACILITY OPERATOR INFORMATION** Supply the legal name(s) of the person(s), firm(s), public organization(s), or any other entity(ies) that qualifies as the owner of the project (see permit definitions). Do the same for the general contractor that conducts the construction operation at the facility or site to be permitted. The owner and the general contractor of the project may be the same.

Enter the complete address and telephone number of the owner and general contractor and a contact person and number for each. Enter the appropriate letter to indicate the legal status of the operator of the facility.

F = Federal M = Public (other than Fed or State) S = State P = Private

**SECTION II - FACILITY/SITE LOCATION INFORMATION** Enter the facility name or legal name and project number (if any) of the site and complete street address, including city, state and ZIP code. The latitude and longitude of the facility must be included to the approximate centroid of the site, and the method of how the Lat/Long was obtained (USGS maps, GPS, Internet Map sites [such as Google Earth], or other).

Indicate whether the facility is located in Indian Country. If the facility is located in Indian Country, do not complete this NOI, instead submit an application for coverage under a storm water permit to EPA Region VIII except for facilities on the Navajo Reservation or on the Goshute Reservation which should submit an application to EPA Region IX.

**SECTION III - SITE ACTIVITY INFORMATION** If the storm water discharges to a municipal separate storm sewer system (MS4), enter the name of

the operator of the MS4 (e.g., the name of the City or County of jurisdiction) and the receiving water of the discharge from the MS4 if it is known (if it is not known look it up at <http://wq.deq.utah.gov>). (An MS4 is defined as a conveyance or system of conveyances (including roads with drainage systems, municipal streets, catch basins, curbs, gutters, ditches, man-made channels, or storm drains) that is owned or operated by a state, city, town, county, district, association or other public body which is designed or used for collecting or conveying storm water).

**For Impaired Waters:** Go to <http://wq.deq.utah.gov> and identify the water body that will receive the storm water discharge from the permitted site, on the map provided at the web site (zoom in for easier resolution). On the left hand side of the page you will see "2010 Assessment" or "2013 Assessment" depending on the year you refer to the web site (the assessment is done every 3 years). The 20XX Assessment the will indicate if the water is impaired. If there is nothing after 20XX Assessment or the narrative after does not include the word "impaired", your receiving water is not impaired.

**For High Quality Waters:** On the web page referred to in the paragraph above on the left hand side of the page you will see "Anti-Degradation Category". Under Anti-Degradation Category you will see the category of the water body. Only categories 1 and 2 are high quality water bodies. Some waters may be both categories 1 and 3. If your water body is both category 1 and 3 it means the headwaters of your water body is within Forest Service boundaries, and because it is within Forest Service boundaries it is category 1. If your project is within Forest Service boundaries then your water body is category 1 and it is "high quality". If your project is not within Forest Service boundaries then your water body is category 3 and is not "high quality". Again, category 1 waters are high quality waters, category 3 waters are not high quality waters.

**SECTION IV - LISTING LOTS FOR SUBDIVISIONS** For the sake of tracking lots that are sold (if a developer chooses to sell lots to another party before the building construction for the lot is completed), and permitted under a different owner (which requires a different permit), developers must list lot numbers.

**SECTION V - TYPE OF CONSTRUCTION** Check each type of construction that applies to this application.

**SECTION VI - BEST MANAGEMENT PRACTICES** Check each type of best management practice that will be used to control storm water runoff at the job site.

**SECTION VII - GOOD HOUSEKEEPING PRACTICES** Check each type of good housekeeping practice that you will use on the site any time during construction activities.

**SECTION VIII - ADDITIONAL** Provide an estimate of the total number of acres of the site on which soil will be disturbed (to the nearest hundredth of an acre). An email address is required of the best contact associated with the project for the communication needs.

**SECTION IX - CERTIFICATION** State statutes provide for severe penalties for submitting false information on this application form. State regulations require this application to be signed as follows:

*For a corporation:* by a responsible corporate officer, which means: (i) president, secretary, treasurer, or vice-president of the corporation in charge of a principal business function, or any other person who performs similar policy or decision making functions, or (ii) the manager of one or more manufacturing, production, or operating facilities employing more than 250 persons or having gross annual sales or expenditures exceeding \$25 million (in second quarter 1980 dollars), if authority to sign documents has been assigned or delegated to the manager in accordance with corporate procedures;

*For a partnership or sole proprietorship:* by a general partner or the proprietor; or

*For a municipality, state, Federal, or other public facility:* by either a principal executive officer or ranking elected official.

**POLLUTION PREVENTION PLAN** A storm water pollution prevention plan (SWP3) is required to be in hand before the NOI can be submitted. It is important to know SWPPP requirements (contained in the permit) even during the design portion of the project. A copy of the permit can be obtained from the Division of Water Quality's storm water construction web site. Guidance material for developing a SWPPP can be obtained from the Division of Water Quality's storm water construction web site.


V. TYPE OF CONSTRUCTION (Check all that apply)  
1.  Residential 2.  Commercial 3.  Industrial 4.  Road 5.  Bridge 6.  Utility  
7.  Contouring, Landscaping 8.  Pipeline 9.  Other (Please list)

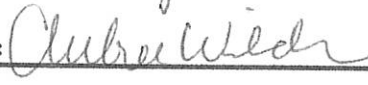
VI. BEST MANAGEMENT PRACTICES  
Identify proposed Best Management Practices (BMPs) to reduce pollutants in storm water discharges (Check all that apply):  
1.  Silt Fence/Straw Wattle/Perimeter Controls 2.  Sediment Pond 3.  Seeding/Preservation of Vegetation  
4.  Mulching/Geotextiles 5.  Check Dams 6.  Structural Controls (Berms, Ditches, etc.)  
7.  Other (Please list) New construction home lot on .92 acres. All water will be contained on lot with berms, etc.

VII. GOOD HOUSEKEEPING PRACTICES  
Identify proposed Good Housekeeping Practices to reduce pollutants in storm water discharges (Check all that apply even if they apply only during a part of the construction time):  
1.  Sanitary/Portable Toilet 2.  Washout Areas 3.  Construction Chemicals/Building Supplies Storage Area  
4.  Garbage/Waste Disposal 5.  Non-Storm Water 6.  Track Out Controls 7.  Spill Control Measures

VIII. ADDITIONAL  
Estimated Area to be Disturbed (in Acres): 0.50 Total Area of Plot (in Acres): 0.92  
A storm water pollution prevention plan has been prepared for this site and is to the best of my knowledge in Compliance with State and/or Local Sediment and Erosion Plans and Requirements. Y  N   
(A pollution prevention plan is required to be on hand before submittal of the NOI.)  
Project Start Date: 11/01/2017  
Project End Date: 05/01/2018  
Enter the best e-mail address to contact the permittee: aubreewilder78@gmail.com

IX. CERTIFICATION: I certify under penalty of law that I have read and understand the Part I eligibility requirements for coverage under the general permit for storm water discharges from construction activities. I further certify that to the best of my knowledge, all discharges and BMPs that have been scheduled and detailed in a storm water pollution prevention plan will satisfy requirements of this permit. I understand that continued coverage under this storm water general permit is contingent upon maintaining eligibility as provided for in Part I.  
I also certify under penalty of law that this document and all attachments were prepared under the direction or supervision of those who have placed their signature(s) below, in accordance with a system designed to assure that qualified personnel properly gather and evaluate the information submitted. Based on my inquiry of the person or persons who manage the system, or those persons directly responsible for gathering the information, the information submitted is, to the best of my knowledge and belief, true, accurate, and complete. I am aware that there are significant penalties for submitting false information, including the possibility of fine and imprisonment for knowing violations.

Owner and Operator must sign below:  
Print Name: Cody Wilder Date: 11/21/2017  
Title: owner/contractor  
Signature: 

Print Name: C. Wilder Construction Date: 11/21/2017  
Title: Secretary  
Signature: 

Amount of Permit Fee Enclosed: \$ 150.00