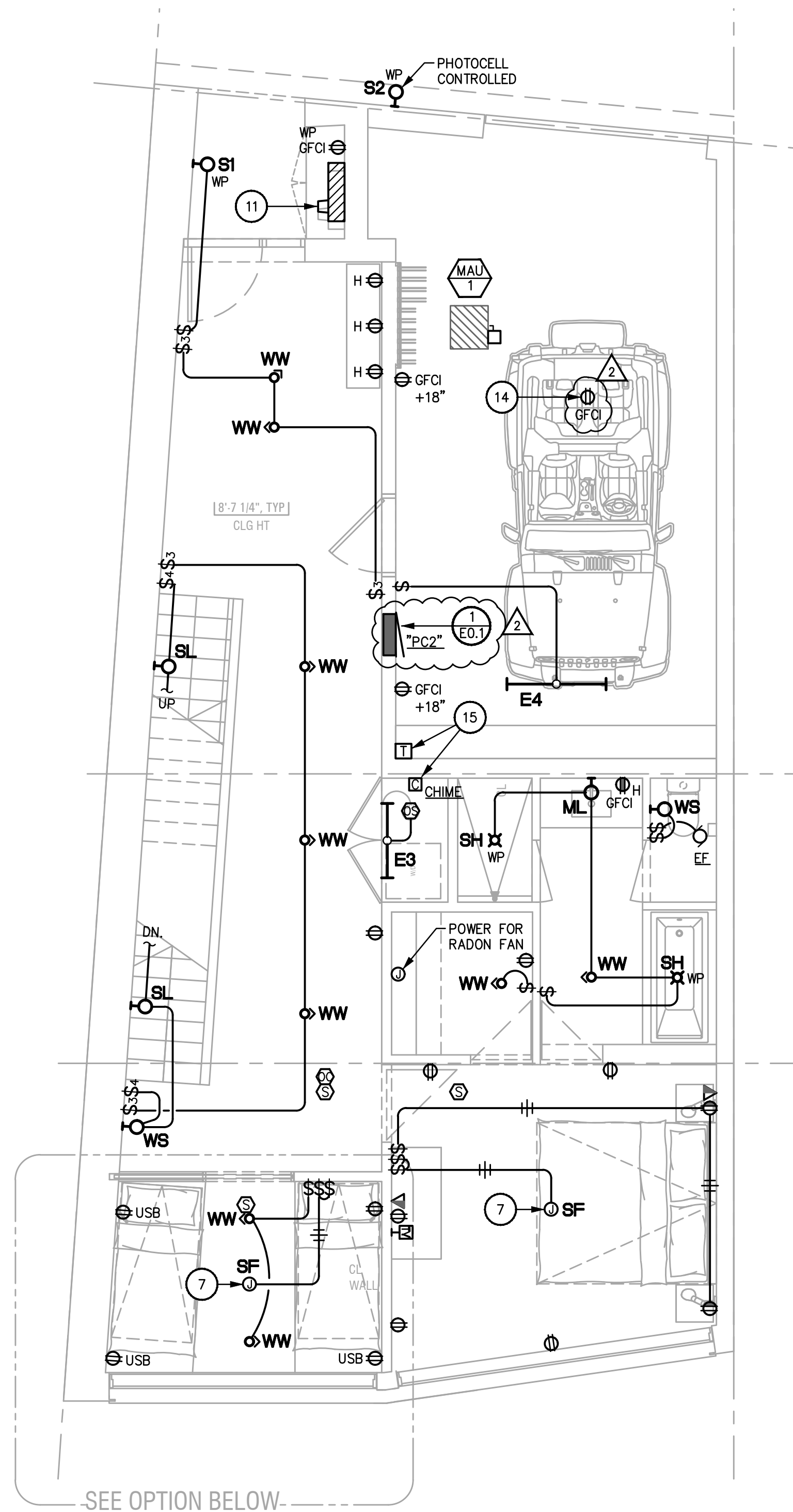
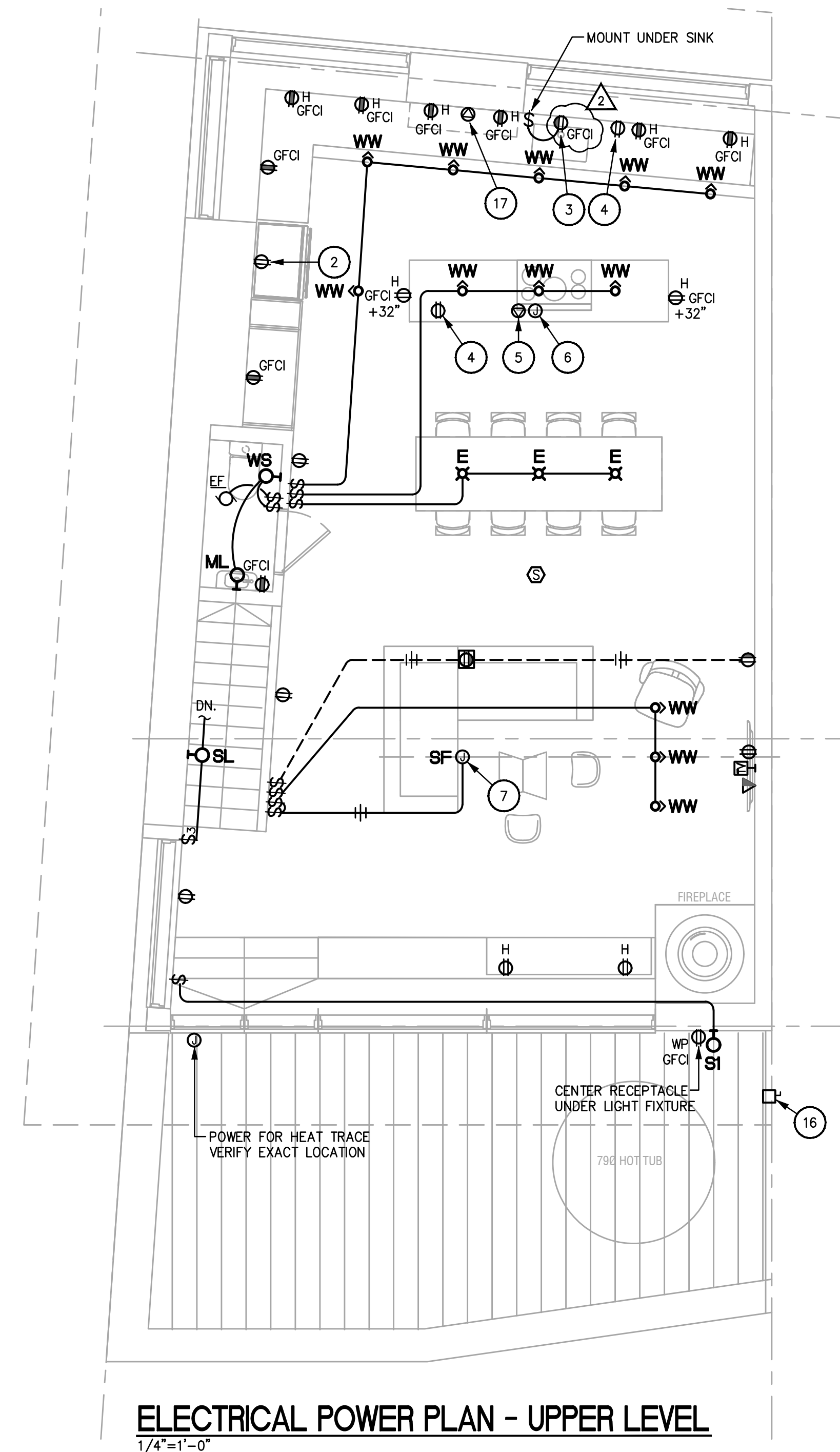


**ELECTRICAL POWER PLAN - LOWER LEVEL**  
1/4"=1'-0"



**ELECTRICAL POWER PLAN - ENTRY LEVEL**  
1/4"=1'-0"



**ELECTRICAL POWER PLAN - UPPER LEVEL**  
1/4"=1'-0"

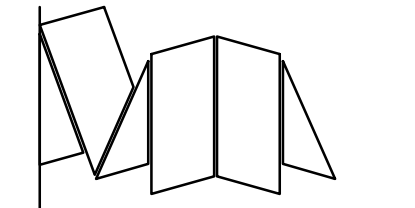
- KEY NOTES:** ALL NOTES MAY NOT APPEAR ON THIS SHEET.
- GFCI OUTLETS FOR SMALL APPLIANCES, MOUNTED AT +36" A.F.F. OR AS PER ARCHITECTURAL DETAIL.
  - RECEPTACLE AT +36" A.F.F. FOR REFRIGERATOR.
  - HALF-SWITCHED RECEPTACLE BELOW COUNTER FOR GARBAGE DISPOSAL AND DISHWASHER.
  - RECEPTACLE MOUNTED UNDER COUNTER FOR MICROWAVE.
  - 50 AMP OUTLET FOR COOKTOP (3)#6 CU, (1)#10 CU. GND, MOUNT PER APPLIANCE MANUFACTURERS SPECIFICATIONS.
  - MOUNT J-BOX BELOW COUNTER FOR DOWN DRAFT VENT.
  - J-BOX FLUSH MOUNTED IN CEILING FOR "SF" TYPE FIXTURE. J-BOX SHALL BE U.L. LISTED FOR CEILING FAN APPLICATION (PROVIDE 3-WIRES FOR FAN AND LIGHT CONTROL).
  - 30 AMP OUTLET AT +40" A.F.F. FOR DRYER. (3)#10, (1)#10 GND, AT +36" A.F.F.
  - DEDICATED GFCI OUTLET AT +40" A.F.F. FOR LAUNDRY.
  - DISCONNECT SWITCH FOR A/C UNIT. MOUNT TO MAINTAIN ALL NEC CLEARANCES. (2)#8 CU. (1)#10 CU. GND.
  - ELECTRIC SERVICE METER AND DISCONNECT (REFER TO ONE-LINE DIAGRAM).
  - J-BOX FOR WATER HEATER. (2)#10 CU, (1)#10 CU. GND.
  - MEDIA ENCLOSURE BOX.
  - OUTLET FLUSH IN CEILING FOR GARAGE DOOR OPENER.
  - TRANSFORMER FOR DOORBELL; CHIME IN CLOSET.
  - 60A-2P FUSIBLE NEMA 3R DISCONNECT FOR FUTURE HOT TUB, LOCATE IN TERRACE WALL.
  - 30A OUTLET FOR OVEN. (4)#10, (1)#10 GND, MOUNT PER APPLIANCE MANUFACTURERS SPECIFICATIONS.

- NOTES:**
- LOCATE ALL DEVICES AS PER ARCHITECTURAL DRAWINGS UNLESS NOTED OTHERWISE, OR REQUEST LOCATION FROM ARCHITECT PRIOR TO ROUGH-IN IF NO LOCATION IS PROVIDED.
  - ALL SWITCHES TO BE LOCATED AS PER ARCHITECTURAL INTERIOR ELEVATIONS UNLESS NOTED OTHERWISE.
  - PROVIDE SHALLOW BOXES AS REQUIRED FOR INSTALLATION IN FURRED WALLS.

**PETERSON ASSOCIATES**  
CONSULTING ENGINEERS INC.

7201 N. Dreamy Draw Drive  
Suite 200  
Phoenix, Arizona 85020  
(602) 943,4116  
Facsimile (602) 943,2507  
www.petersonall.com  
Job No. 175170

ALL CONCEPTS, DESIGNS, AND DATA INDICATED ON THESE DOCUMENTS ARE THE SOLE PROPERTY OF THE PETERSON ASSOC. ENGINEERS, INC. AND SHALL NOT BE USED FOR ANY OTHER PURPOSE THAN ORIGINALLY INTENDED WITHOUT THE WRITTEN PERMISSION OF THE ENGINEER.



architect  
**STUDIO MA**  
130 N Central Avenue No.300  
Phoenix, Arizona 85004  
T 602 251 3800

sma project no.  
16-101

sma project name  
**POWDERCAT**

**COPYRIGHT 2017 STUDIO MA**  
This document is an instrument of service and shall remain the property of the Architect, who shall retain all common law, statutory and other reserved rights, including the copyright thereto.


**OWNER**  
prr powdercat th development, llc  
11180 sunrise valley drive, ste 300  
reston, va 20191  
t (703) 289-2125

**CIVIL**  
talisman civil consultants  
5217 south state st, ste 200  
murray, ut 84107  
t (801) 743-1308

**STRUCTURAL**  
rudow+berry, inc.  
4032 n miller rd. a100  
scottsdale, az 85251  
t (480) 946-8171

**MECH/PLBG/ELEC**  
peterson associates consulting engineers, inc.  
7201 n dreamy draw dr, ste 200  
phoenix, az 85020  
t (602) 388-1732

**LANDSCAPE**  
langardt design group  
328 W 200 S  
salt lake city, ut 84101  
t (801) 583-1295



**E2.1**  
**LOT 124 ENTRY AND LOWER LEVEL FLOOR PLANS**

1/4" = 1'-0"  
scale

CITY COMMENTS  
7/12/2017

PERMIT SET  
phase / rev

2017.06.01  
date