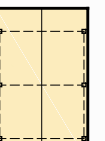
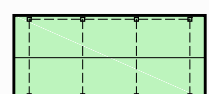
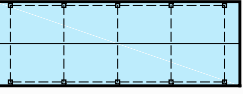
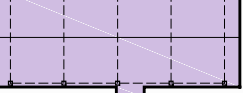


	1000 sf unit 5 in masterplan
	1500 sf unit 9 in masterplan
	1500+ sf unit 6 in masterplan
	2000 sf unit 0 in masterplan
	2500 sf unit 6 in masterplan
total liveable square footage: 43 900	
	covered garage
	standpipe and fire equipment cache

1 Site Plan - 14' structural bays - OPTION C
Scale 1/32" = 1'-0"

#	XXXX	# XXX ##
No.	Description	Date

NOTES:

COPYRIGHT RELATED TO THE USE OF THIS DRAWING:
The use of this drawing shall be governed by standard copyright law as generally accepted in architectural practice.

ARCHITECT'S REQUIREMENTS AND APPROVALS:
It is the Builder's responsibility to notify Mackay-Lyons Sweetapple Architects Ltd. and to seek prior written approval for materials and workmanship which deviates from instructions provided by the Architect.

ENGINEER'S REQUIREMENTS AND APPROVALS:
It is the Builder's responsibility to notify Mackay-Lyons Sweetapple Architects Ltd. and to seek prior written approval for materials and workmanship which deviates from instructions provided by the Engineer.

AUTHORITIES' REQUIREMENTS AND APPROVALS:
All materials and workmanship must comply with the requirements of all authorities having jurisdiction over the work. It is the Builder's responsibility to gain necessary approval from all relevant Authorities.

DIMENSIONS:
All dimensions must be verified on site. Do not scale off drawings. Plans take precedent over elevations. In the absence of dimensions, or if discrepancies exist, consult Architect. All minimum dimensions are to comply with the National Building Code of Canada.

SHOP DRAWINGS:
Submit shop drawings to the Architect and Engineer for approval prior to manufacture of prefabricated elements of the building.

Site Plan

scale: 1/32" = 1'-0"
date: 16-04-25
drawn: DP
chk'd: JED/DP

A100