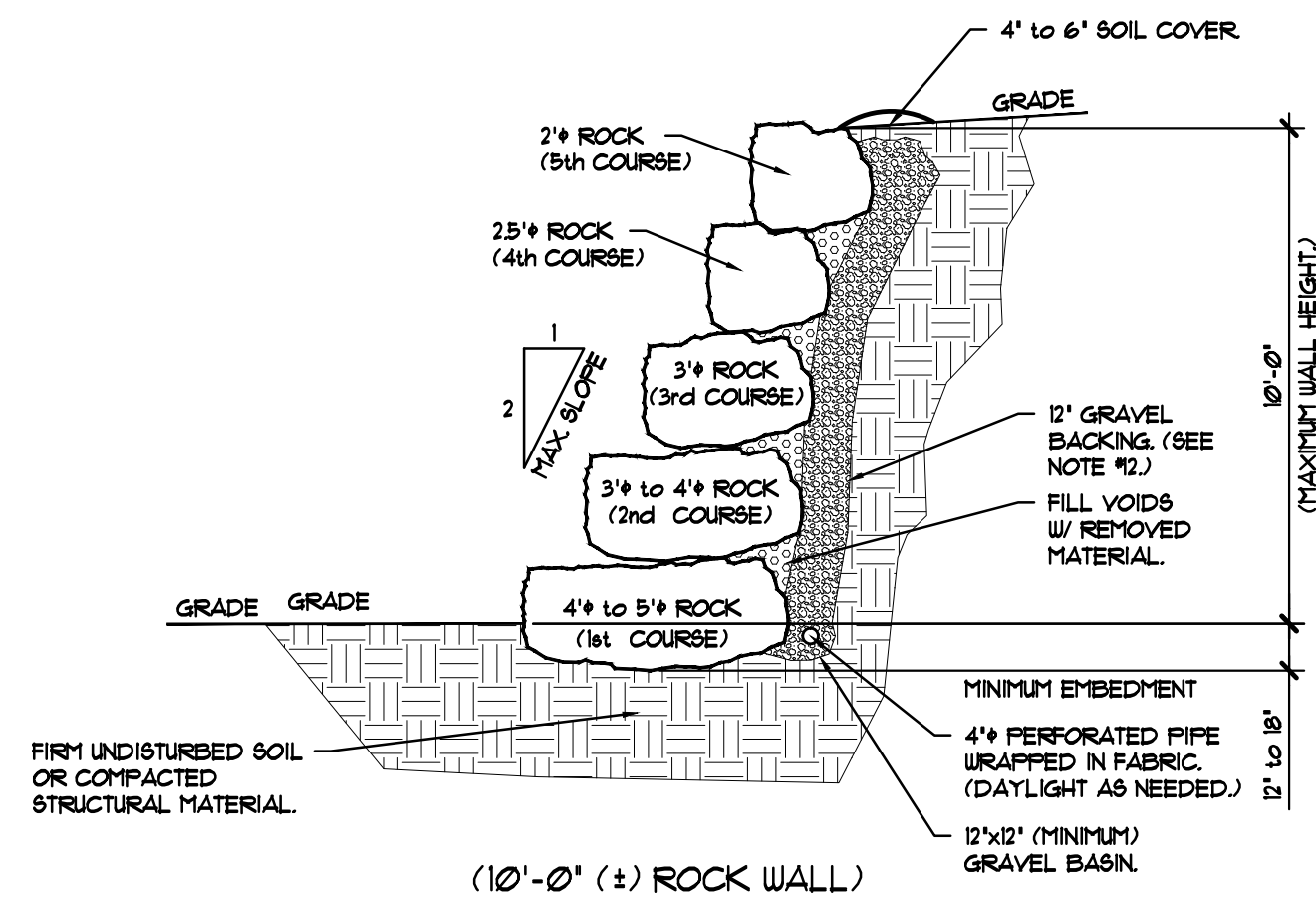


FRONT ELEVATION

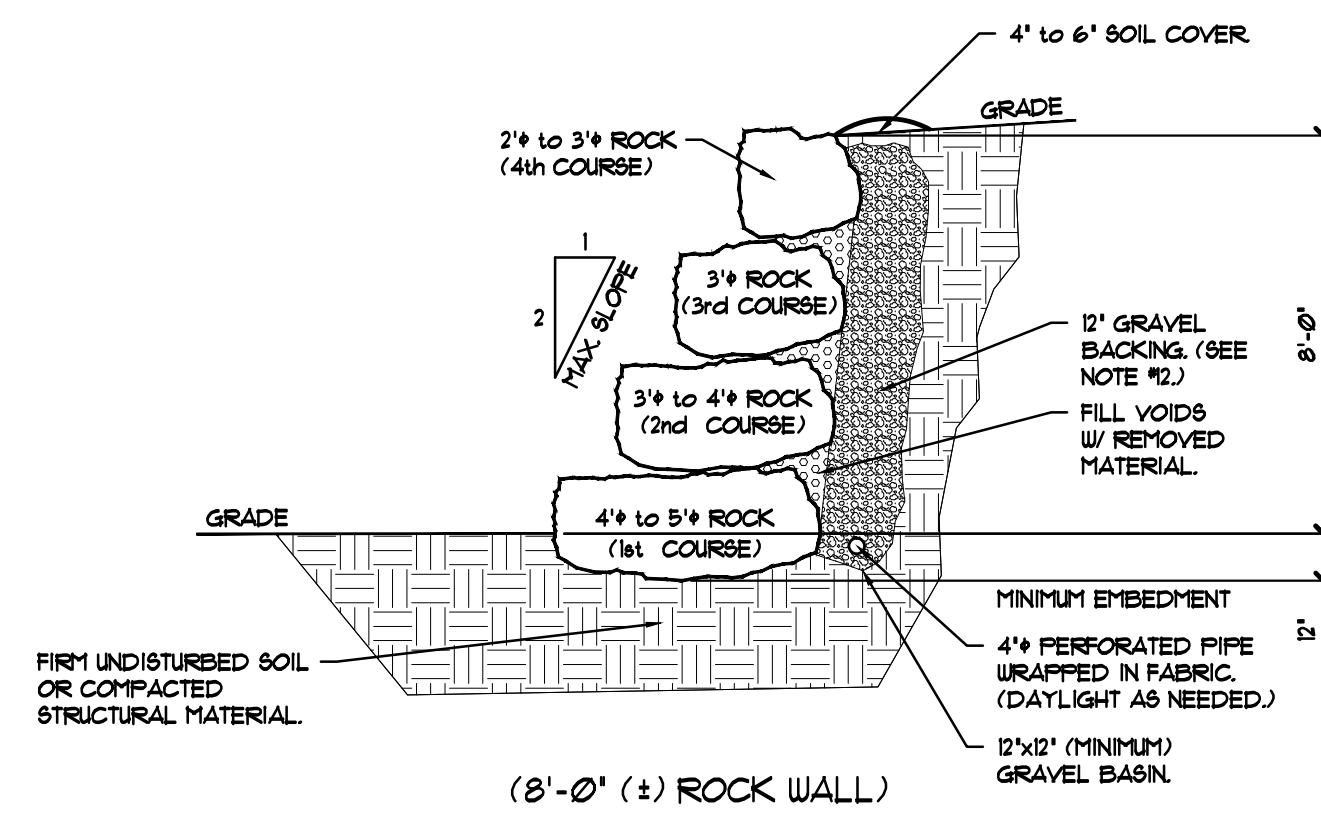
SCALE: 1/4" = 1'-0"

RETAINING WALL NOTES:

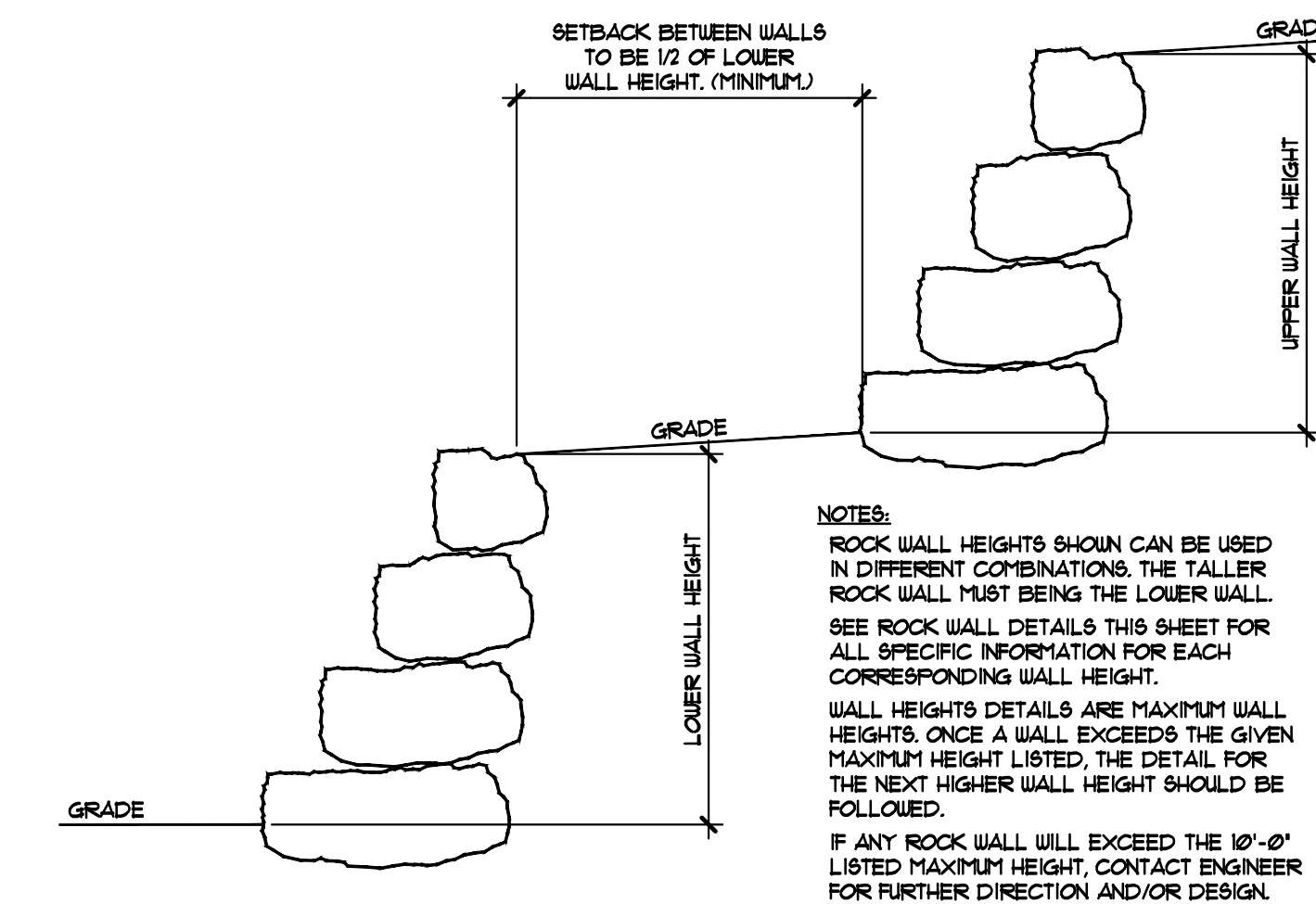
THESE ROCK/ BOULDER RETAINING WALL DETAILS ARE APPLICABLE FOR FRONT SIDE AND SIDE YARD LANDSCAPING RETAINING WALLS ONLY! ALL REAR ROCK/ BOULDER RETAINING WALLS ARE TO BE CONSTRUCTED IN ACCORDANCE WITH THE DESIGN AND DETAILS PROVIDED BY GEOSTRATA GEOTECHNICAL DOCUMENTS, JOB NO. 910-001.



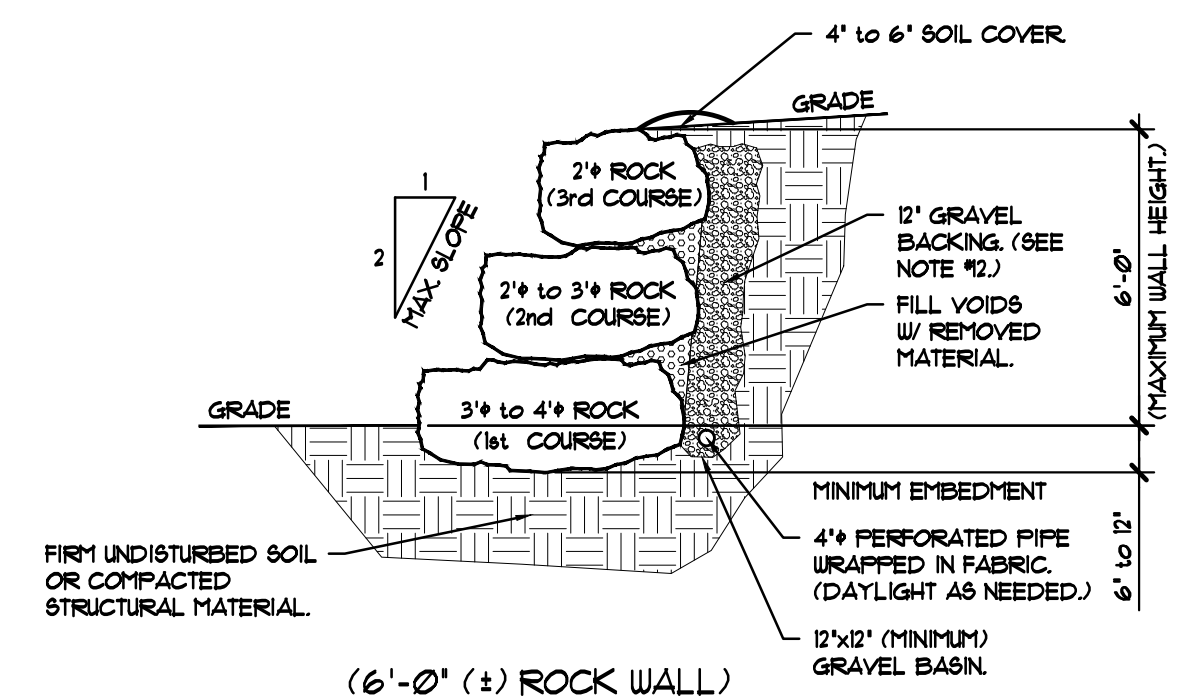
D SECTION THRU ROCK WALL
GP2 SCALE: NONE



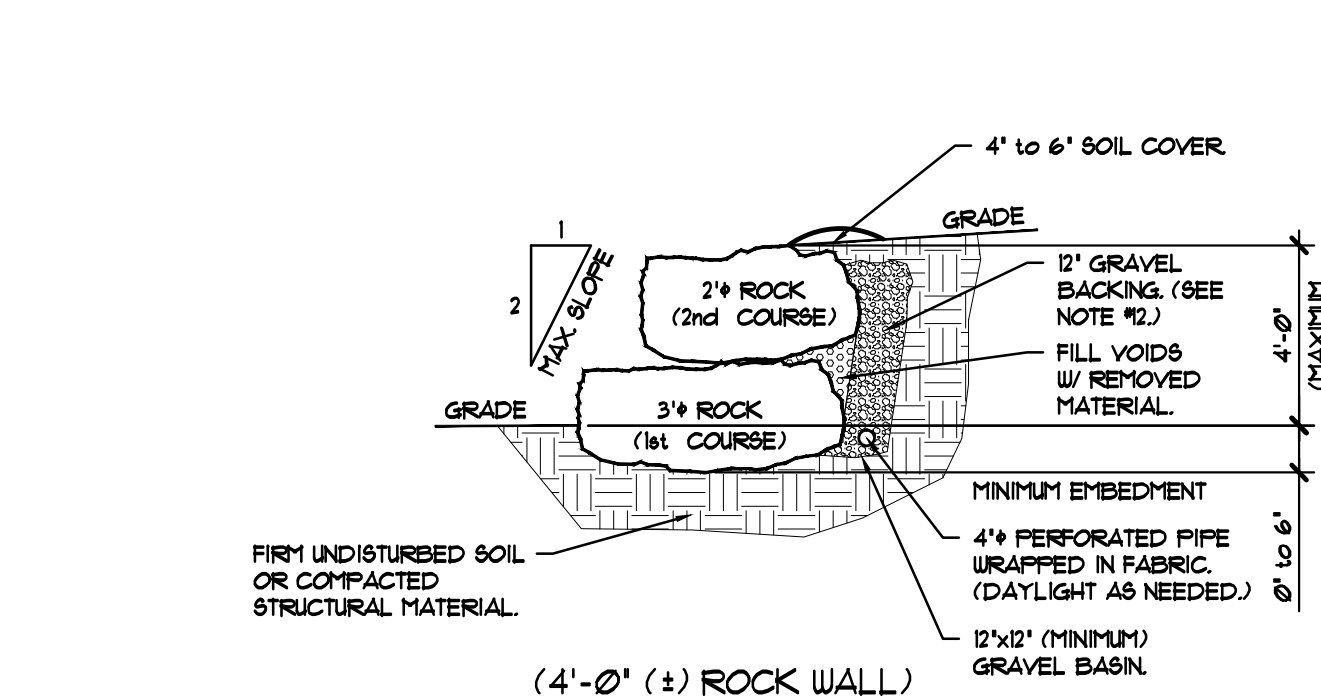
C SECTION THRU ROCK WALL
GP2 SCALE: NONE



E SECTION THRU TWO TIER ROCK WALL
GP2 SCALE: NONE



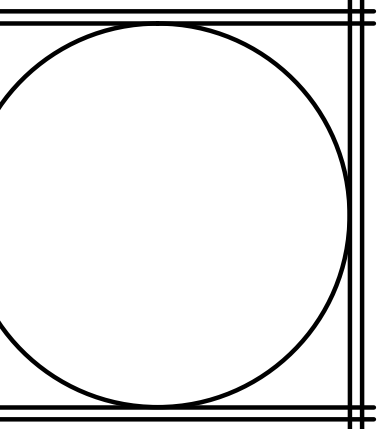

B SECTION THRU ROCK WALL
GP2 SCALE: NONE



A SECTION THRU ROCK WALL
GP2 SCALE: NONE

ROCK WALL NOTES:

- SOIL SLOPES SHALL BE FREE DRAINING (SANDY GRAVELS) WITH MINIMAL AMOUNTS OF CLAY. FABRIC REQUIRED FOR ALL WALLS OVER 4'-0" EXCEPT FOR WELL GRADED GRAVEL WITH FINES.
- ROCKS SHALL BE ANGULAR GRANITE OR DOLOMITE STONES OR SIMILAR HARDNESS, EACH ARE TO BE NON-SOLUBLE, HARD AND DURABLE.
- ROCKS SHALL BE KEPT TOGETHER AND INTERLOCKED WITH LOWER ROCKS.
- BASE ROCKS SHALL BE BURIED TO THE DEPTHS SHOWN.
- EARTH SHALL BE THOROUGHLY COMPACTED BEFORE PLACEMENT OF ROCKS.
- THE BUILDING OFFICIAL SHALL REQUIRE A SOILS REPORT PREPARED BY A LICENCED GEOTECHNICAL ENGINEER WHERE WATER IS ENCOUNTERED OR WHERE FINE GRAINED (CLAY) SOILS EXIST. NO CLAY SOILS MAY BE PLACED WITHIN 24" BEHIND ROCK WALLS.
- BASE ROCK DIAMETERS SHALL NOT BE LESS THAN 3'-6", EXCEPT FOR WALLS LESS THAN 4'-0" IN HEIGHT. UPPER ROCKS SHALL NOT BE LESS THAN 2'-0" DIAMETER.
- STEPPED ROCK WALLS SHALL BE ENGINEERED AND ARE REQUIRED TO HAVE A SPECIAL INSPECTION BY CES. ESTABLISHED VEGETATION IS REQUIRED ALONG THE TOP OF ALL WALLS TO PREVENT WASHING AND EROSION.
- A MINIMUM SET BACK OF 1 1/2 TIMES THE WALL HEIGHT IS REQUIRED FROM ALL STRUCTURES.
- ALL WORK SHALL COMPLY WITH CURRENT APPLICABLE CODES.
- 12" OF GRAVEL BACKING NOT REQUIRED AS SHOWN IF NO WATER CONCERNS ARE PRESENT AND FREE DRAINING SOIL IS INSTALLED INSTEAD.



Carlson Engineering Services, Inc.
Structural Engineering Services
300 North 200 West, Suite #10
Bountiful, Utah 84010
Phone: (801) 796-2784
Phone: (801) 796-6253

GRADING PLAN DETAILS

RASMUSSEN RESIDENCE
LOT #R • DAUPHINE -SAVOY- FIEDMONT SUBDIVISION
6498 SOUTH BYBEE DRIVE
WEBER COUNTY, UTAH

RELEASE DATE:	03/03/11
---------------	----------

REVISIONS:	date:	item:
	04/06/11	PERMIT SET

DRAWN BY:	JOE HUNTER
-----------	------------

NO. OF SHEETS:	2 OF 2
----------------	--------

SHEET NO. **GP2**